



Radiance in Practice: A Consultant's Perspective

Mark Shewfelt, BAsC
Enermodal Engineering Ltd.
Kitchener, Ontario, Canada

Outline

- 1. Background – consulting environment**
- 2. Other lighting design software**
- 3. Moving towards Radiance**
- 4. Examples**



Enermodal Engineering Ltd.

- **Sustainable building design (low energy use, better indoor environments)**
- **Mechanical, electrical, LEED & green consulting**
- **Research oriented (daylighting, energy studies)**
- **Just getting started with Radiance**



**ENERMODAL
ENGINEERING**

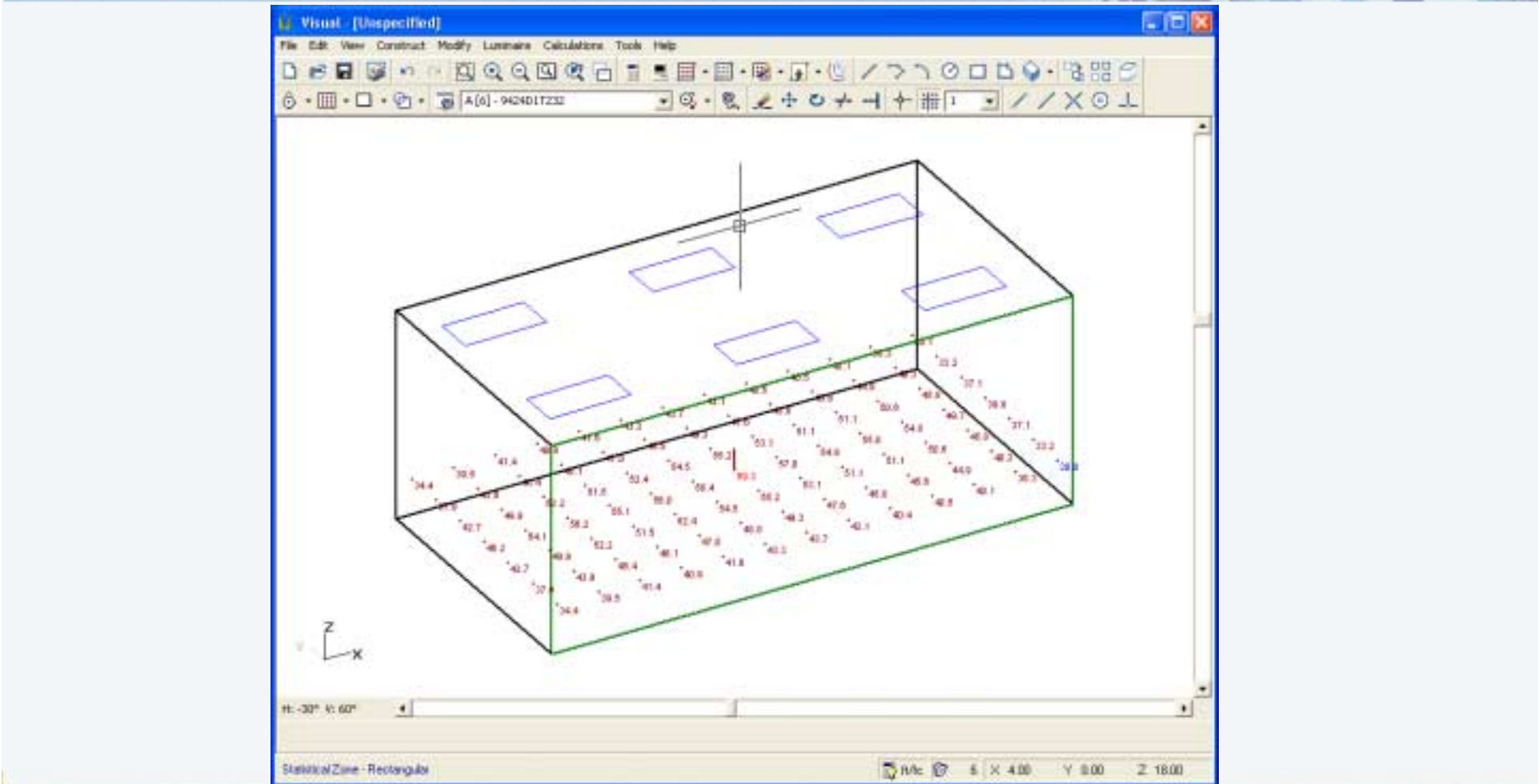
Consulting Engineering

- **Generally paid a flat rate for services**
- **Contracts are often won in a competitive bid**
- **This means the daily work of a consultant is a race against the clock (to be profitable now) while satisfying client objectives (to be profitable in the future)**

Electric Lighting Design

- **Engineers run simulations with commercial lighting simulation packages (i.e. Lithonia Visual, Lumen Designer, AGI32)**
 - **These packages have limitations, but (generally) do what they are designed for well**
- **Emphasis is generally on numbers: i.e. 500 lux, 2% daylight factor**
- **Typically electrical consultants design lighting and only target work-plane illuminance**

Typical Engineering Software




Ultimate Lighting S/W Criteria

- **Minimise time while maximising accuracy**
- **Pictures are great – as long as they mean something**
- **Quick to get numerical results**
- **Easy to model common spaces**
- **Integrated daylighting and electric lighting**

Enter the Radiance

- **Useful for demonstrating finer points of lighting/daylighting design**
- **Models have been verified by people with letters after their names**
- **Modeling of most construction materials**
- **Daylighting and electric lighting together**
- **Open architecture - easy to develop programs to extend what's already there**

First Impressions



- ... but then asked to do a comparison of several daylighting measures
- It took way longer than expected
- Why struggle?
 - Commercial s/w frustrating
 - I saw future possibilities

My Radiance Use

- **Still a Radiance Novice™**
- **What do I use Radiance for?**
 - **Some lighting simulations**
 - **Daylighting simulations/evaluations**
- **Have been using Radiance via Cygwin**
 - **Trying out running Linux through VMWare**
- **Have written custom Python scripts**
 - **Analysis, generation**

Lessons Learned

- **Success with Radiance in consultancy hinges on workflow**
- **Model -> Check -> Analyse -> Repeat**
- **The lack of a unified view (i.e. a GUI) poses a problem to some**
 - **In addition to pictures, consultants need numbers**
 - **However, a bad GUI is worse than the command line**

Modeling

- **!genbox combined with xform**
 - **Covers just about everything**
- **Use rshow (hint: shift-R) and rvu**



ENERMODAL
ENGINEERING

Analysis

- Need grid of illuminances
- Hacked together a script:

```
~ /rad_sims/st_pats_2/all_glass
mshewfelt@mshewfelt-wxp ~/rad_sims/st_pats_2/all_glass
$
mshewfelt@mshewfelt-wxp ~/rad_sims/st_pats_2/all_glass
$ ./gengrid.py -o render.oct --ab 1 --lx 0.1 --ly 4 --rx 10 --ry 4 --ht 0.85
echo '0.1 4.0 0.85 0 0 1' | rtrace.exe -I -ab 1 -dj 0.7 -ds 0.15 -dt 0.05 -dc 0.5 -dr 3 -sj 0.7 -aa 0.15 -ar 128
r 8 -h -w render.oct
( 0.1, 4.0, 0.85 ): 940.9347294 lux
echo '0.6 4.0 0.85 0 0 1' | rtrace.exe -I -ab 1 -dj 0.7 -ds 0.15 -dt 0.05 -dc 0.5 -dr 3 -sj 0.7 -aa 0.15 -ar 128
r 8 -h -w render.oct
( 0.6, 4.0, 0.85 ): 18223.1065455 lux
echo '1.1 4.0 0.85 0 0 1' | rtrace.exe -I -ab 1 -dj 0.7 -ds 0.15 -dt 0.05 -dc 0.5 -dr 3 -sj 0.7 -aa 0.15 -ar 128
r 8 -h -w render.oct
( 1.1, 4.0, 0.85 ): 20927.5337735 lux
echo '1.6 4.0 0.85 0 0 1' | rtrace.exe -I -ab 1 -dj 0.7 -ds 0.15 -dt 0.05 -dc 0.5 -dr 3 -sj 0.7 -aa 0.15 -ar 128
r 8 -h -w render.oct
( 1.6, 4.0, 0.85 ): 581.721181 lux
echo '2.1 4.0 0.85 0 0 1' | rtrace.exe -I -ab 1 -dj 0.7 -ds 0.15 -dt 0.05 -dc 0.5 -dr 3 -sj 0.7 -aa 0.15 -ar 128
```

- Future: graphical grid display

Challenges for Consultants

- **Modeling can be tricky**
- **Virtual light sources are hard to understand**
- **Few graphical tools for analysis**
- **UNIX-based environments and software are unfamiliar to some**
- **Not enough specific tutorials (I'll try)**
- **Need a powerful computer (2+ procs)**



Examples

- **Presentations on green design for RAIC**
- **New construction in Toronto**
- **Daylighting system study**




RAIC Presentations

- **Wanted to show “footcandles don’t tell the whole story”**
- **National Research Council – people like bright vertical spaces**
- **Radiance output = immediate response**

RAIC Presentations


2-T8 Parabolic



Desk Illuminance: 400 lux

LPD: 8.8 W/m²

2-T5 Lensed




Desk Illuminance: 400 lux

LPD: 9.1 W/m²

RAIC Presentations

2-T8 Parabolic



Desk Illuminance: 400 lux

LPD: 8.8 W/m²

2-T8 Pendant



Desk Illuminance: 400 lux

LPD: 8.5 W/m²


Daylighting System Study

- **Wanted to compare Solera, Frosted Glass, Light Shelf for daylighting efficiency**
- **Needed to produce a graph of illuminance values vs. distance from window**
- **Hard to model translucent materials in other packages**
- **Client wanted pictures**
- **Demonstrated daylighting systems c/w blinds**



Daylighting System Study


- **Light Shelf**



**ENERMODAL
ENGINEERING**

Daylighting System Study

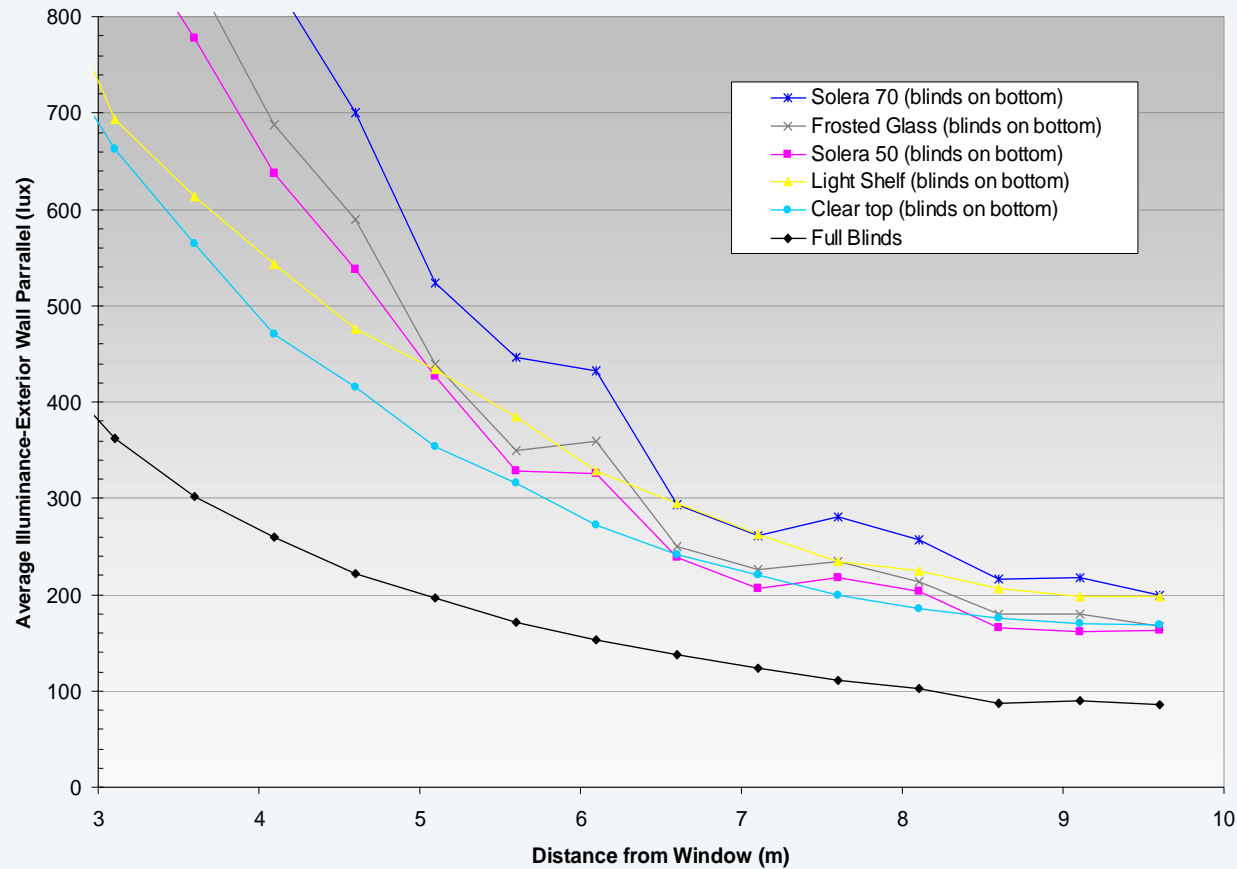
- **Solera Glazing**



**ENERMODAL
ENGINEERING**

Daylighting System Study

Workplane Illuminance at 1 m, March 21 2:00 pm



Conclusion

- **Radiance is a worthwhile tool for consultants to use**
- **It's unconventional, but that's a good thing**
- **My future plans:**
 - **Develop own library of objects/materials/skies**
 - **Pre-setup projects**
 - **Need to abstract all the difficult bits**
 - **Improve analysis tools**