



U.S. DEPARTMENT OF
ENERGY



**UNIVERSITY OF
CALIFORNIA**



Lawrence Berkeley National Laboratory



Optical measurement techniques for complex fenestration systems (CFS)

Jacob C. Jonsson

Lawrence Berkeley National Laboratory

Outline

- Optical properties
- Spectrophotometers
- Definition of BRDF, BTDF, BSDF
- Goniophotometer measurements
- Imaging system measurements
- Other methods
- Data representation
- Questions

How much

**w
h
e
r
e**



Examples of CFS

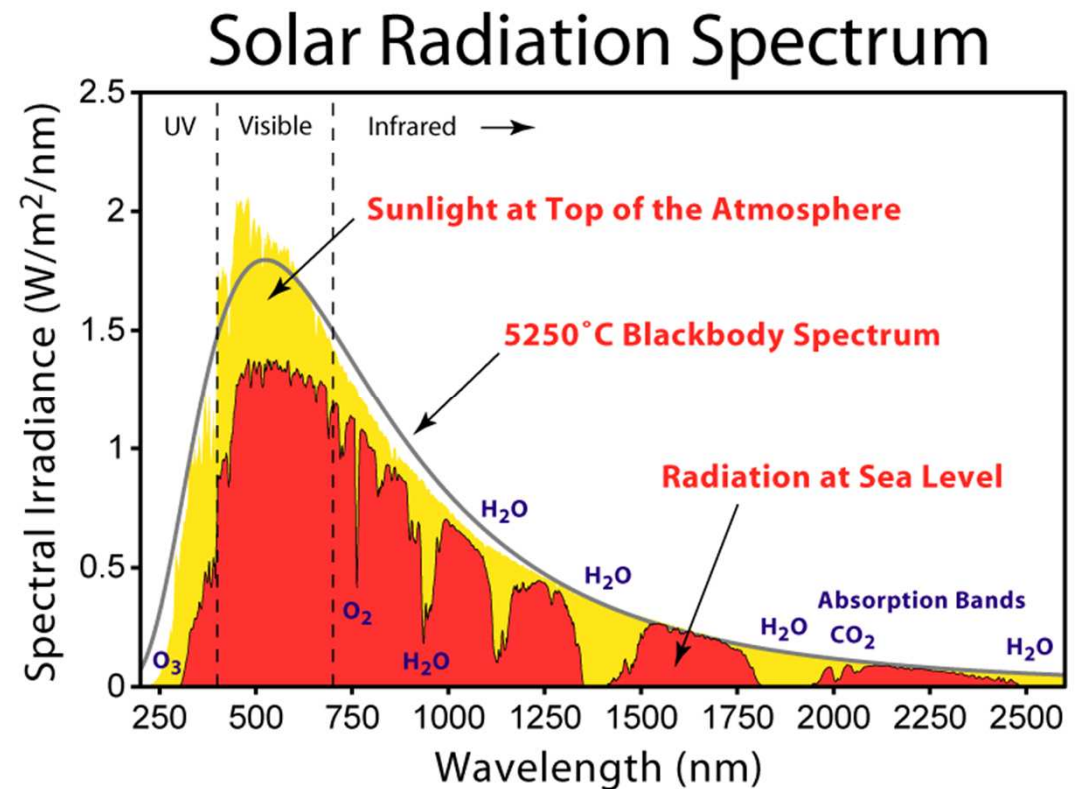


Direct-hemispherical properties

- Reflectance and transmittance
 - Wavelength
 - Angle of incidence
 - Polarization
 - Temperature, tension, magnetic field
- Direct-direct, specular
- Direct-diffuse, scattered-only
- Direct-hemispherical, total = $ds+dd$

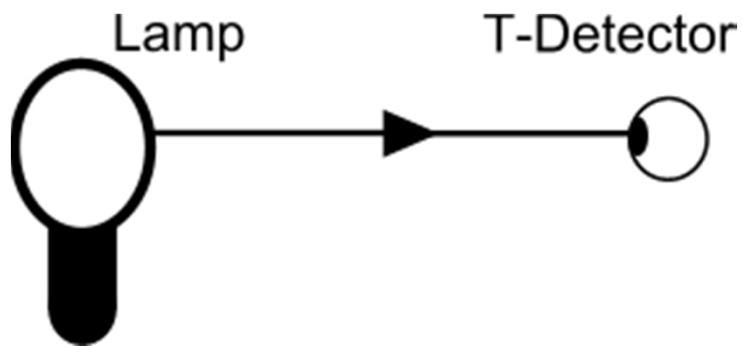
Wavelengths of light

- Optical properties are λ dependent
- Light sources have different intensity at different λ
- Detectors have different sensitivity at different λ

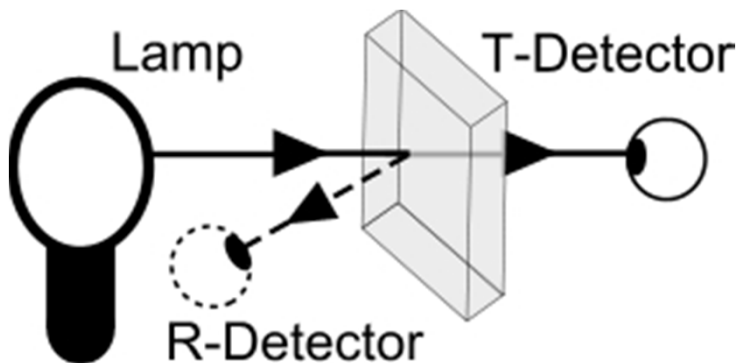


Measuring transmittance and reflectance

- Relative measurement between reference case of no sample and sample

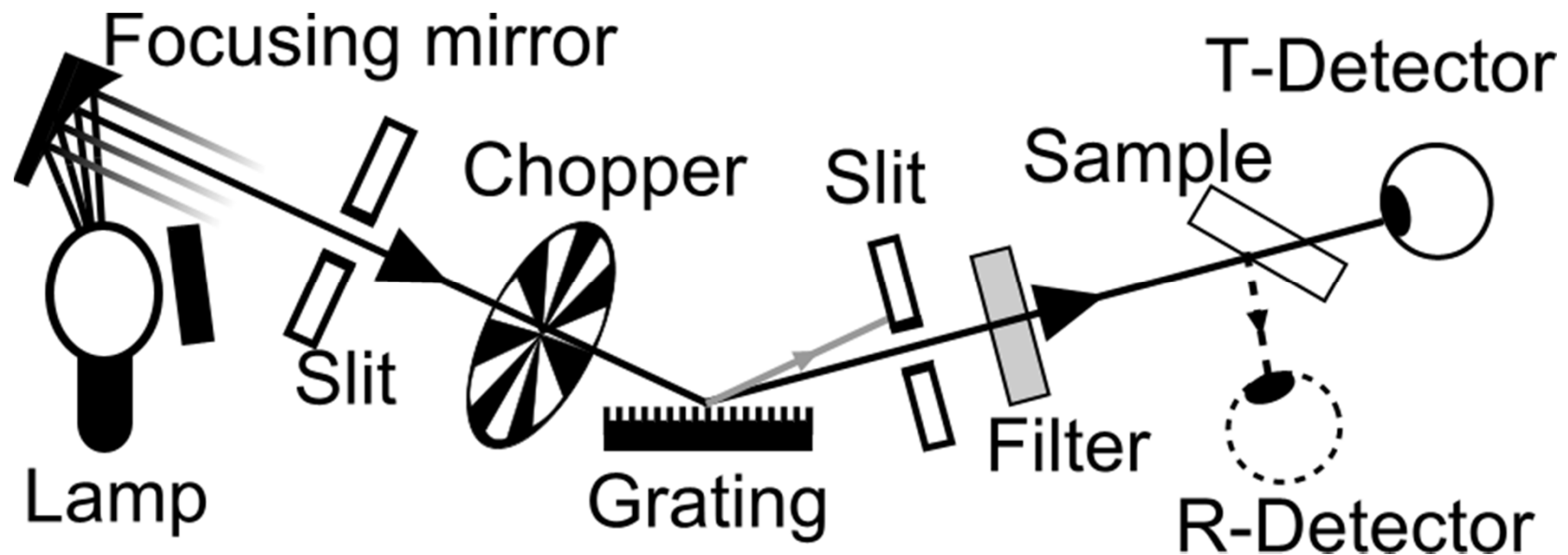


$$T = \text{Sample/Reference}$$



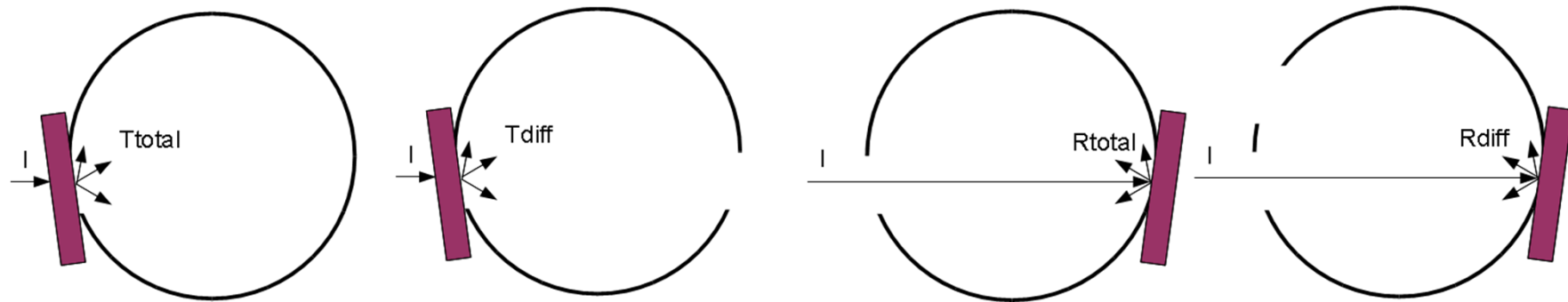
(world's easiest job)

Spectrophotometer



- Scanning spectrophotometer
- Optical multichannel analyzer is different

Definition of total, diffuse, specular



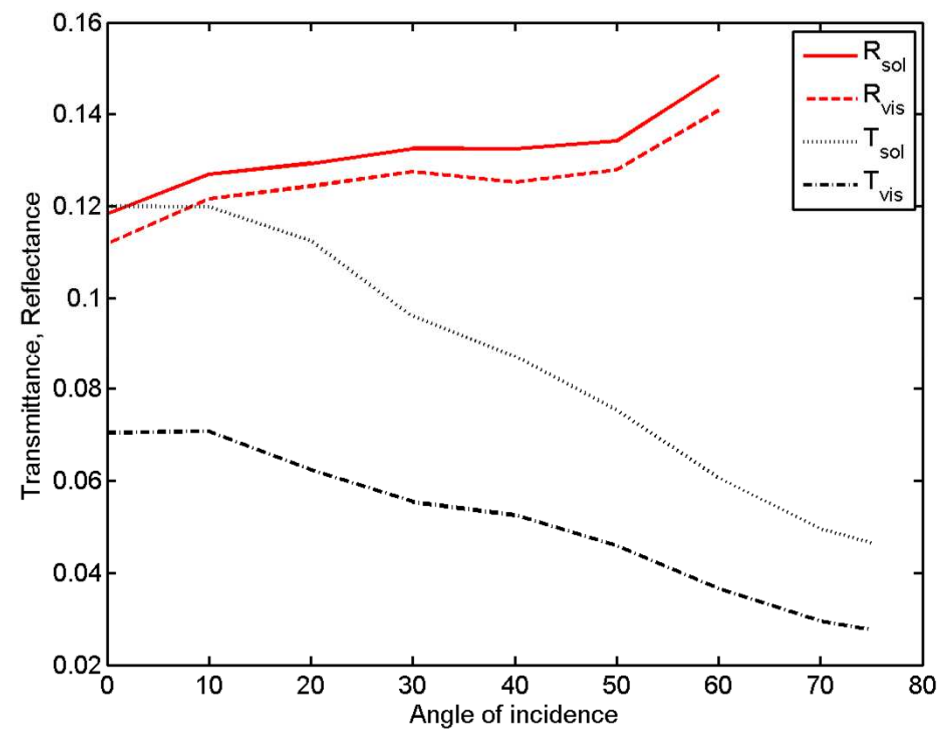
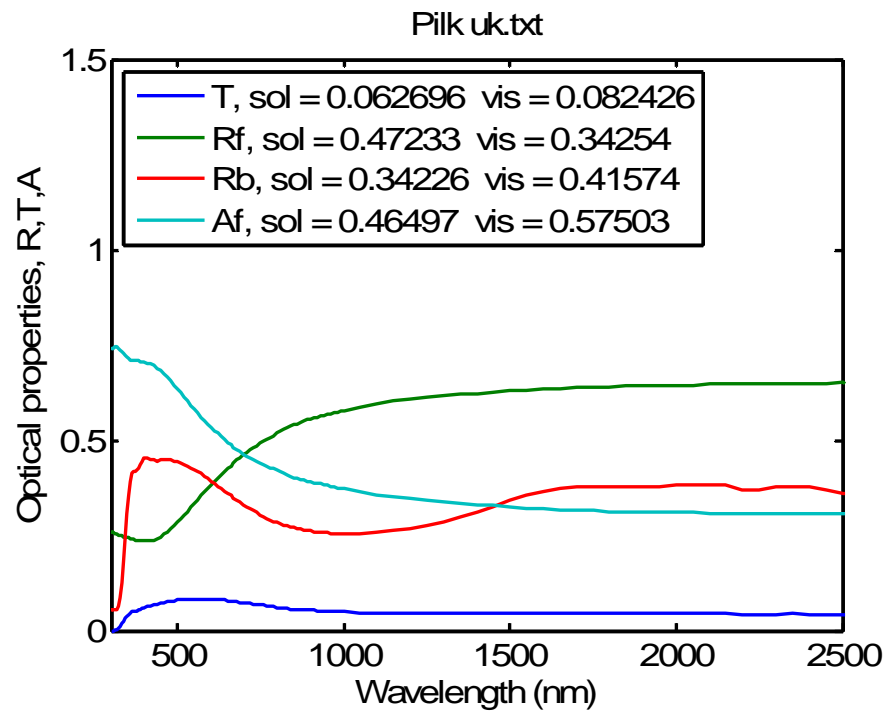
- T_{diff} and R_{diff} are obtained by opening a port and letting the specular component out.
- T_{spec} is calculated as $T_{total} - T_{diff}$
hence, T_{spec} is instrument defined

Variable angle of incidence

- Still direct-hemispherical
- Characterization of fabrics with angle tubes
- Outdoor sphere
- Center mount for opaque samples




Examples of data



Where does light go

- Many applications require knowledge how much light goes in different directions
- Ratio is no longer useful since there is an infinite amount of outgoing directions



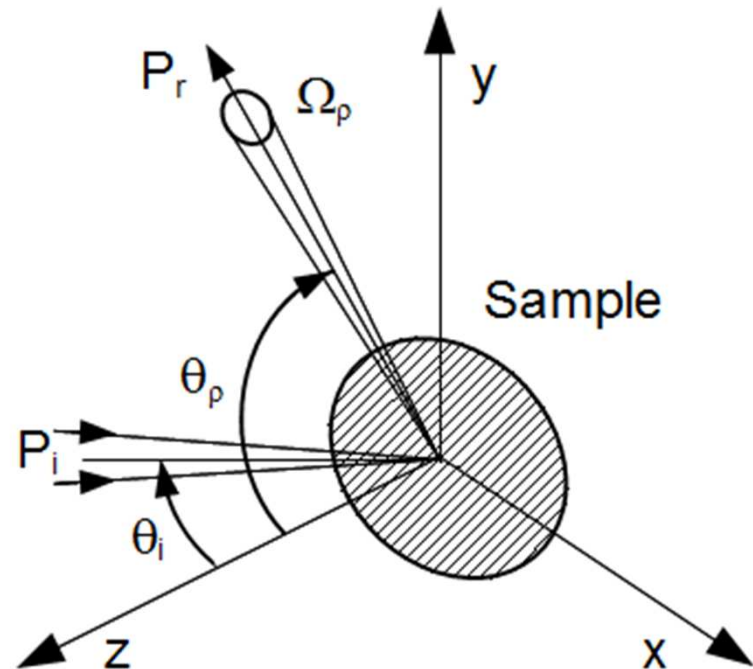
- Oh, no, no. I was just wondering if you could help me find my way.
- Well that depends on where you want to get to.
- Oh, it really doesn't matter, as long as...
- Then it really doesn't matter which way you go.

BRDF – The Bi-directional Reflectance Distribution Function

- Fred E. Nikodemus wrote “Directional Reflectance and Emissivity of an Opaque Surface” in 1965

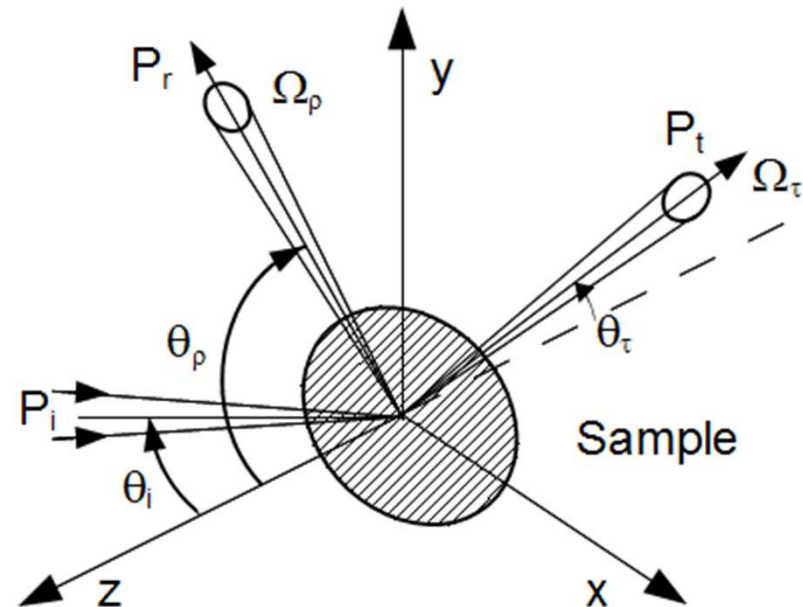
$$\text{BRDF}(\theta_i, \theta_\rho) = \frac{P_r / \Omega_\rho}{P_i \cos \theta_\rho}$$

- Not his definition but more useful for experiments



BTDF – Same thing for transmittance

- Transparent samples both BRDF and BTDF
- The combination is often denoted as BSDF (Scattering) or B(R/T)DF
- Definition of angle coordinates needed



Properties of the BSDF


- Main parameters are incident and outgoing angles – continuous definition space
- Wave properties – wavelength (band), polarization state
- Sample properties – temperature, dirt

Famous BRDF values

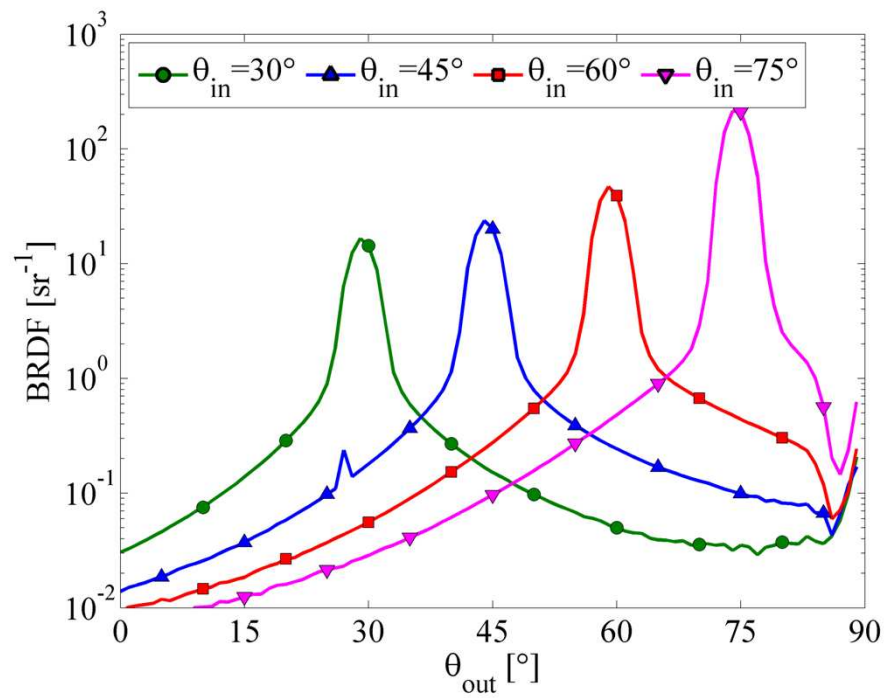
- $1/\pi$ – A surface of constant BRDF of $1/\pi$ for all outgoing angles will have a direct-hemispherical reflectance of 1. Constant BSDF values are called Lambertian
- 2 – BRDF-values can be larger than one without violating energy conservation
- -1 – BRDF-values lower than 0 are not physical

Goniophotometer approach

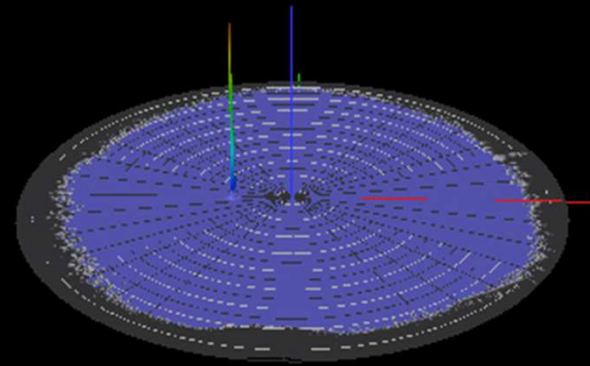
- We put a small detector covering a space angle Ω at a given outgoing angle we detect P_r . By knowing P_i we can directly calculate the BRDF.



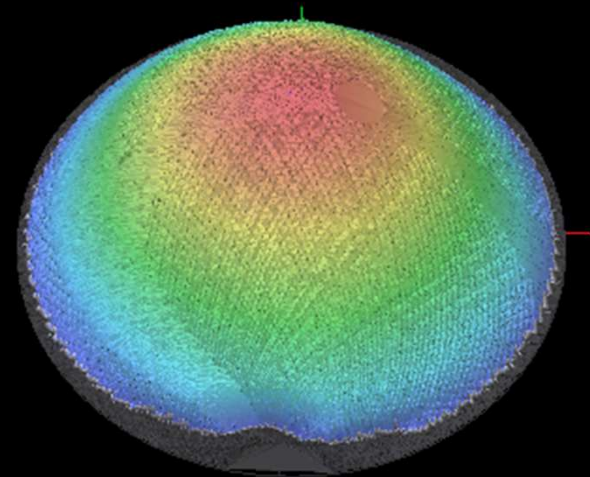
Examples of data



pgdb pabpg id=1332 "SA5" "Nysan Satin5500 grey/white"
n=232881 rb=1329 col= 3 min=-4.03e-04 max=1.80e+01 int



pgdb pabpg id=1332 "SA5" "Nysan Satin5500 grey/white"
n=120488 rb=1329 col= 3 min=-4.56e-04 max=1.36e-02 int



Pros and cons of goniophotometer

Pros

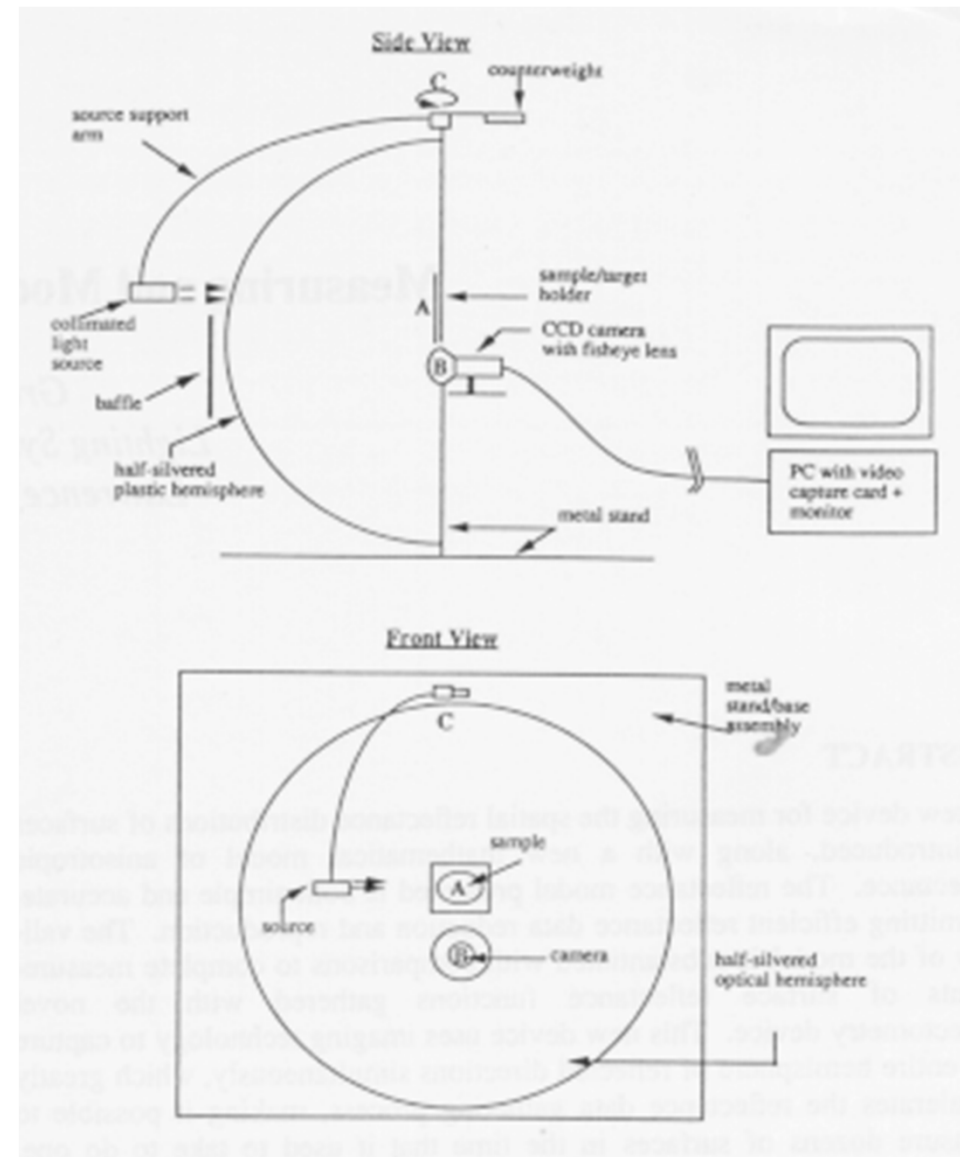
- Intuitive
- High, variable, angle-resolution
- Modular with respect to sources and detectors
- Can handles some inhomogeneities in the sample

Cons

- Slow
- Retroreflection is hard
- P_s often $\ll P_i$
- Large instrument to obtain far field

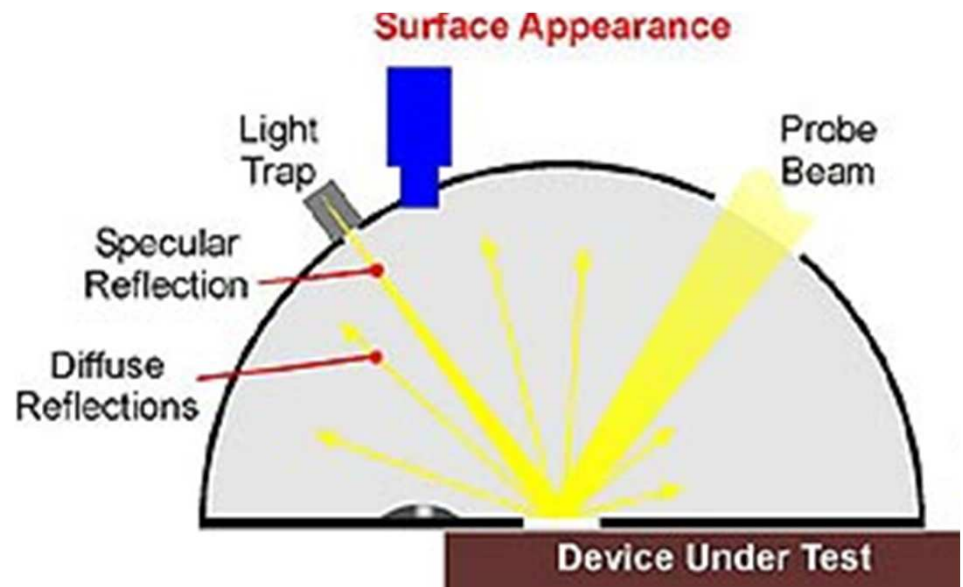
Imaging approach

- Key is a semitransparent specular hemisphere or hemiellipsoid
- Sample in one focal point and a camera with a fisheye lens in the other



Imaging approach take 2

- Lambertian hemisphere
- Sample in one focal point and a curved mirror camera in the other
- Camera takes picture of the curved mirror



Pros and cons of imaging systems

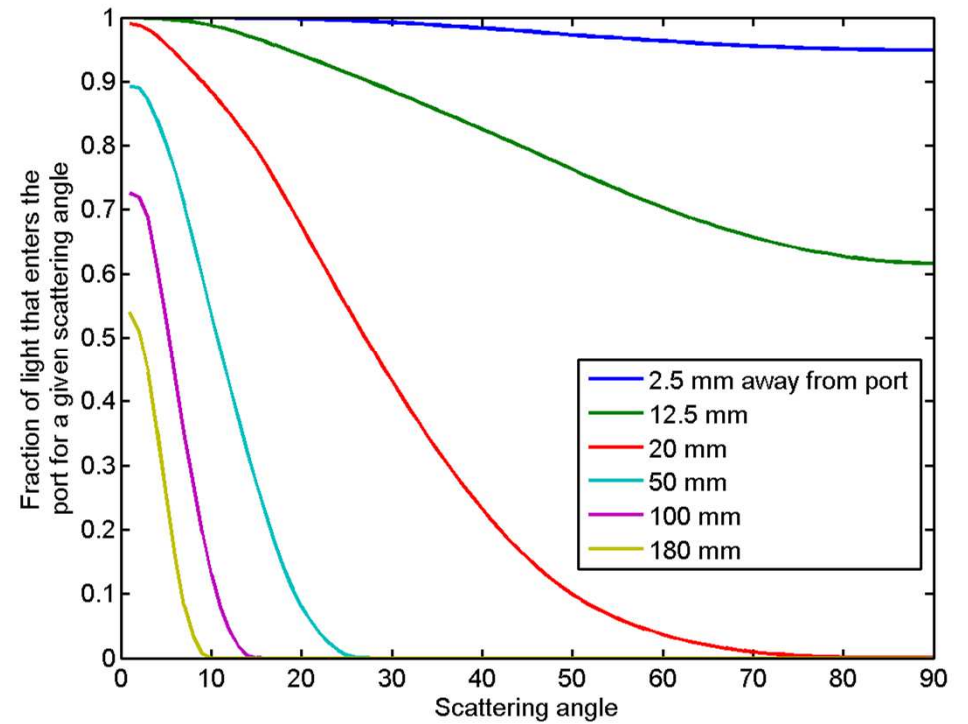
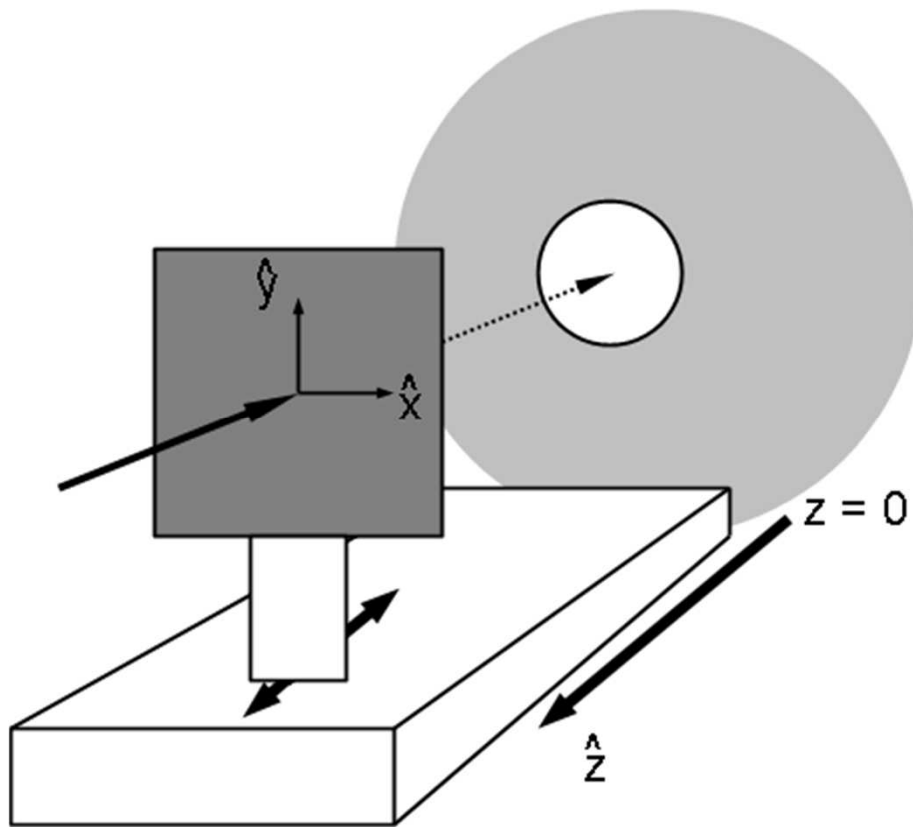
Pros

- Very fast
- Measures same outgoing angles every time

Cons

- CCD cameras
 - Dynamic range
 - Calibration is hard
- Large instrument to obtain far field
- Depth of field at focal points

Other methods - pullback



Pros and cons of pullback method

Pros

- Cheap if you already have a spectrophotometer
- Spectral resolution

Cons

- Only near normal AoI
- Only isotropic
- Reflectance is hard
- Numerical solution is not good for BTDFs with large derivatives

Other methods

Bench-top spectrophotometers

In-situ detectors

Cons

- Extrapolation of data
- Inaccuracy

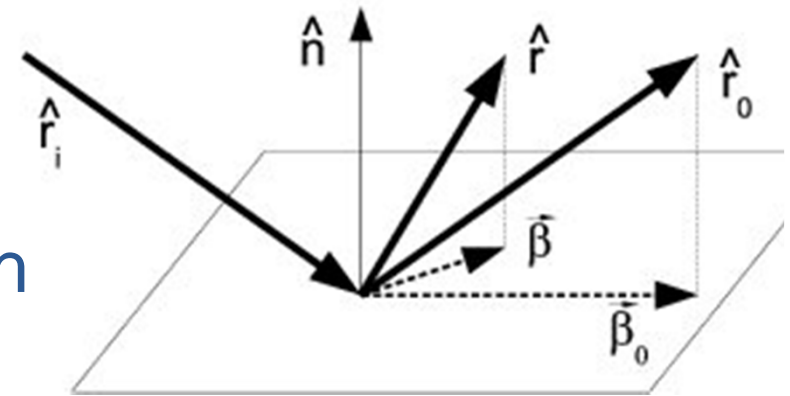
Data representation

- Continuous function
 - Probability density function
 - Cumulative distribution function
- Discrete values
 - Variable or fixed space
 - Association of space angle with measured values

Continuous Function – Data fitting

- Lambertian and Super-Lambertian
 - Convenient

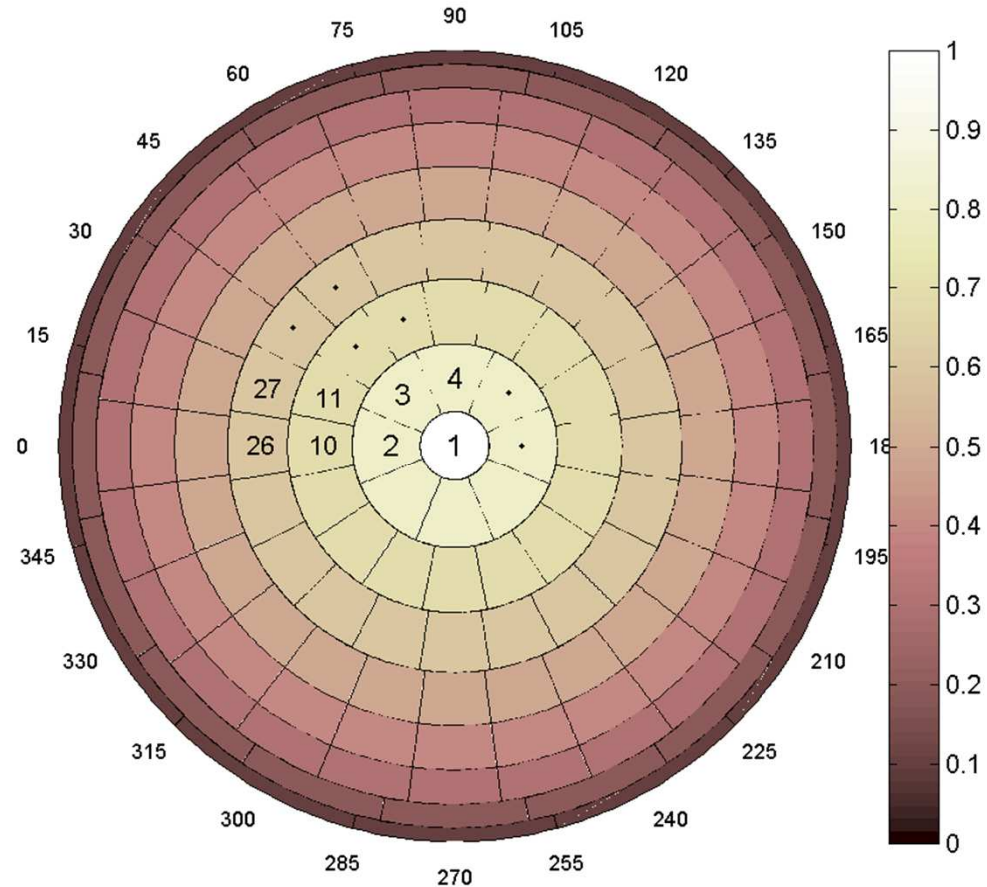
- ABg-like
 - Scattering vector approach



- Any function that is representative of your sample

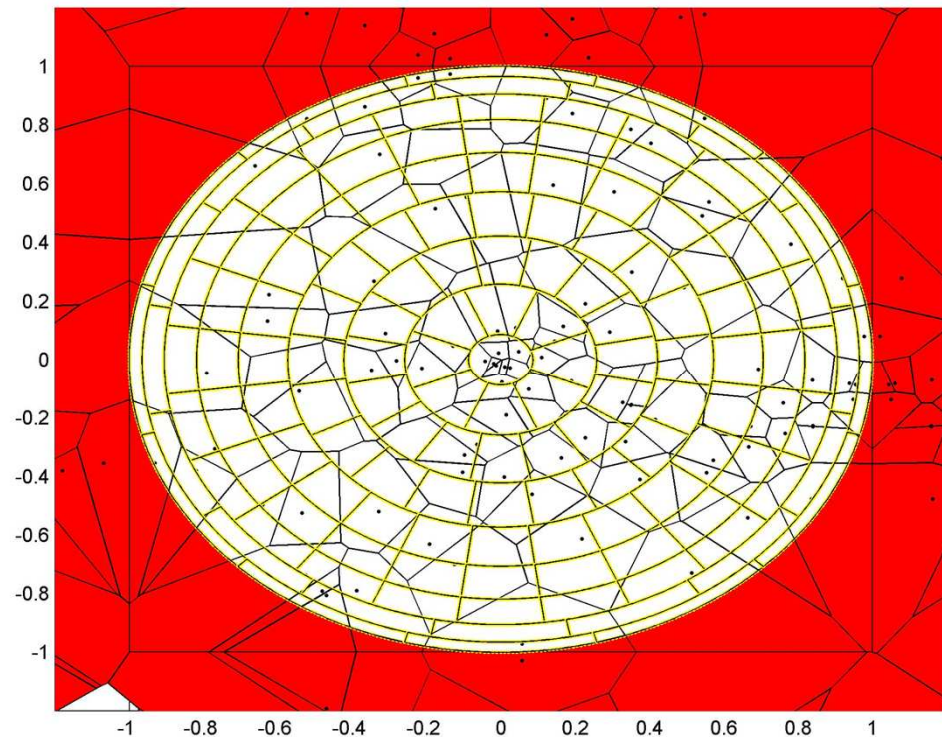
Discrete values – Klems basis

- Fixed space
- Clearly defined solid angle for each value
- Similar to Tregenza



Binning data into fixed coordinate system

- Voronoi diagram to associate an area with each point
- Match against target coordinate system



Summary

- Different ways to measure different properties that are relevant
- Direct-hemispherical versus BSDF
- Helpful to know end use

Questions?

