

DEVA UPDATE

Rob Shakespeare
Indiana University

Designing Visually Accessible Spaces
NIH Grant 1 R01 EY017835-01

Radiance International Workshop 2011, August 24-26
Lawrence Berkeley National Laboratories, U.C Berkeley

What's in front of you?

Here is a different scene,
Let's take a walk...





















Ouch!!

Snap !!!!!

Ouch!!

Groan !!!!!

very high risk at $\sim 20/1000$

Ouch!!

Groan !!!!!

!! SUE !!!!!

New subject with $\sim 20/600$ acuity,
new path...



















Ouch!!

Groan !!!!!

Ouch!!

Groan !!!!!

!! SNAP !!!!!

very high risk at ~20/600

Ouch!!

Groan !!!!!

!! SUE !!!!!

Same acuity
with
Lighting Adjustment

AH! A Step!!

AH! A Step!!
It's not flat!

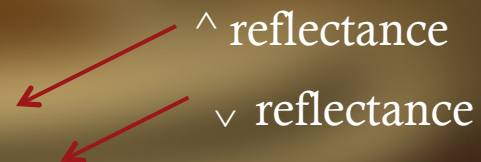


Modest risk at $\sim 20/600$



Material Adjustment

Increases step contrast



^ reflectance
v reflectance

Low risk rating at ~20/600

Visual Accessibility Improved

Low risk rating at $\sim 20/600$

Visually Accessible?


Modest > high risk at 20/20



Condition 1
20/20 acuity

Visual Accessibility Improved

Low risk at 20/20



Condition



Condition 2

20/20 acuity

Visual Accessibility Optimized

Very low risk at 20/20



Condition 1



Condition 3
20/20 acuity



Condition 2

Visual Accessibility Evaluations

(exploratory scenarios, risk factors estimated for illustration)


Modest>high risk at 20/20




Very low risk at 20/20




Low risk at 20/20



Very high risk at ~20/600



Low risk at ~20/600



Modest risk at ~20/600


DEVA aims to develop tools to:

Identify regions with potential visual hazards

Provide designers with feedback to assist in reducing visual hazard risk

Increase Visual Accessibility

Interactive tool 1:



A range of acuities aids designer in determining areas of challenge and in working through iterative fixes.

Designer determines success.

Interactive tool 2:



IF a Radiance data set, diagnostics available to designer, in this case geometric change without luminance change is highlighted.

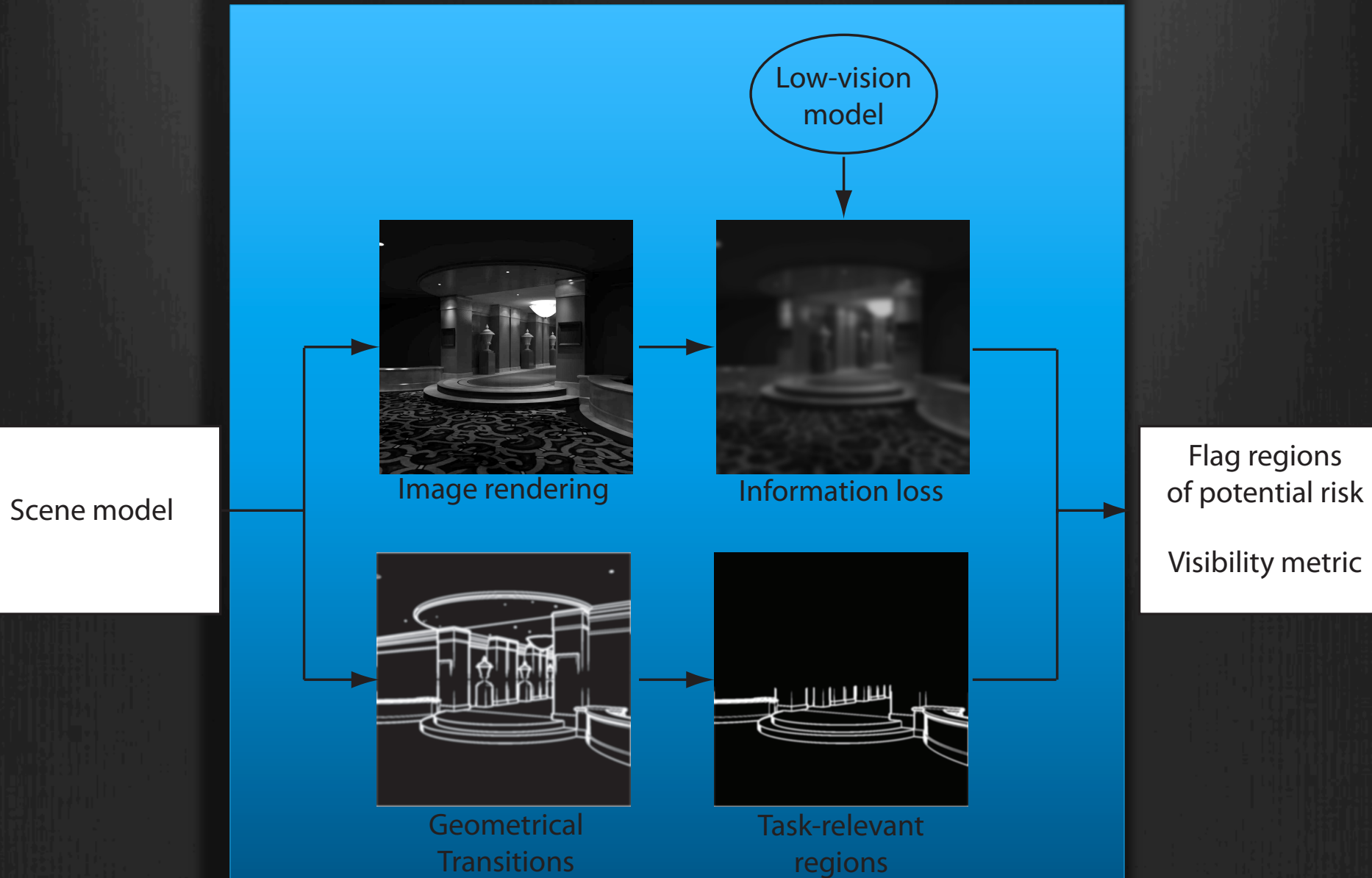
Designer determines success.

Automated tool: Important rationale

Difficult for someone with normal vision,
who has observed the scene previously (at 20/20)
to appreciate how difficult it is
to interpret a blurry scene that has not been seen before
(low-vision person entering a space for the first time).

If we've seen the full-resolution scene
before viewing the blurry one, our visual system
automatically applies our memories
to improve the interpretation of the blurry scene.

Automated tool workflow




Geometric transitions generate: **Ground Truth**_(independent of luminance)

Normals to determine geometrical changes

```
## create normal at surface text file
```

```
set norflnm = $bfnm"nor"$t
```

```
vwrays -fd $dirhdrfnm | rtrace -fda `vwrays -d $dirhdrfnm` -oN $octree > $subd/$norflnm &
```



Geometric transitions generate: **Ground Truth**_(independent of luminance)




Normals to determine geometrical changes

```
## create normal at surface text file
set norflnm = $bfnm"nor"$t
vwrays -fd $dirhdrfnm | rtrace -fda `vwrays -d $dirhdrfnm` -oN $octree > $subd/$norflnm &
```

Range data to extract task relevant regions

```
## create 3d coordinate text file
set xyzflnm = $bfnm"xyz"$t
vwrays -fd $dirhdrfnm | rtrace -fda `vwrays -d $dirhdrfnm` -op $octree > $subd/$xyzflnm &
```

```
## create distance to surface text file
set dstflnm = $bfnm"dst"$t
vwrays -fd $dirhdrfnm | rtrace -fda `vwrays -d $dirhdrfnm` -os $octree > $subd/$dstflnm &
```



Task relevant regions:

User defines height above/below “floor”


Tool finds potential hazard within N radius
or user selected

Task relevant regions:

User defines height above/below “floor”

Tool finds potential hazard within N radius
or user selected


Zone is dilated to create mask
then combined with Peli* filtered low acuity image(s)




*Low vision simulation filter, Eli Peli, Professor of Ophthalmology, Harvard Medical School

Zone evaluated by comparing discontinuities between luminance patterns and ground truth surfaces in original and blurred images, in addition to other metrics resulting in a **visual risk/visibility score**...

...Independent of designer

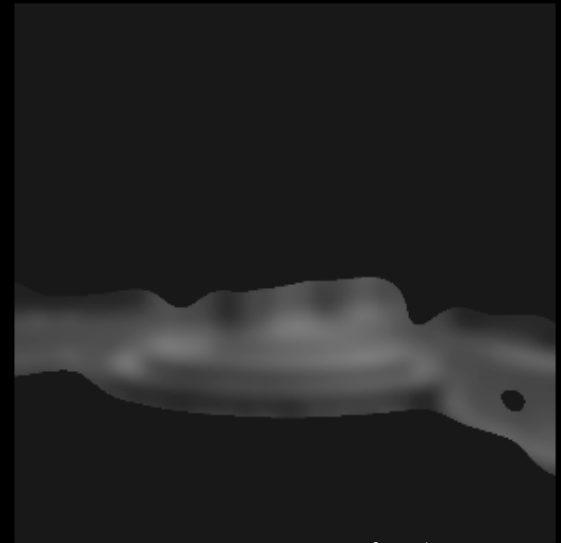



(Note: Peli filter is responsive to visual luminous threshold and glare factors.)




Analysis delivered to designer..

High risk
Low visibility




Low risk

Exploring VISIBILITY METRICS



- A low value of geometry-based metric predicts low visibility
 - This is when locations of large intensity changes don't match the locations of the depth/slope changes

Exploring VISIBILITY METRICS



- Region is selected, ready for automated analysis
- Various visibility indicators generated per picture

Day Sequence Analysis

- ~~07:00~~
- ~~07:00~~
- ~~07:00~~ the



- ~~07:00~~ hrs


Exploring VISIBILITY METRICS

- Predicted hours of highest and lowest step visibility:
 - Normal acuity and contrast



Exploring VISIBILITY METRICS

- Predicted hours of highest and lowest step visibility:
 - Normal acuity and contrast




- Reduced acuity and contrast:




Other VISIBILITY METRICS explorations

Very high risk at $\sim 20/600$

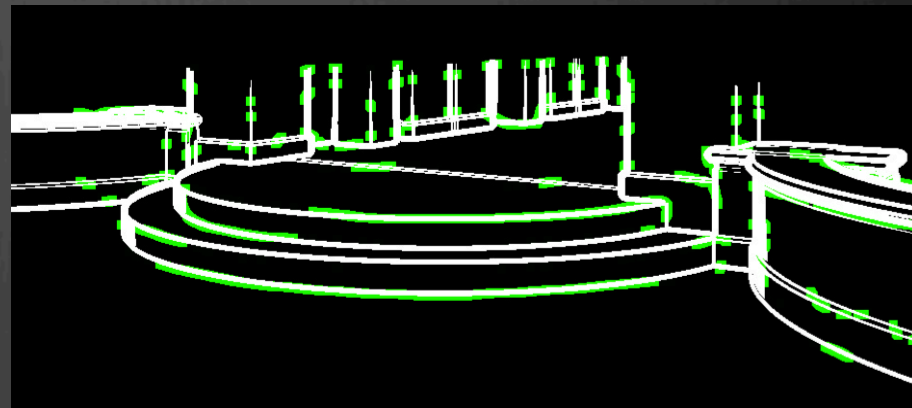


Raw analysis

Modest risk at $\sim 20/600$



Mapped to ground truth




Edge pixel count: 2056



Edge pixel count: 2471


Edge pixel : Maximum change in Low Vision Response Function

Other VISIBILITY METRICS possibilities



discontinuities in edge contours at step/ramp transitions
are important cues for detection:
contour kinks, bends and L junctions


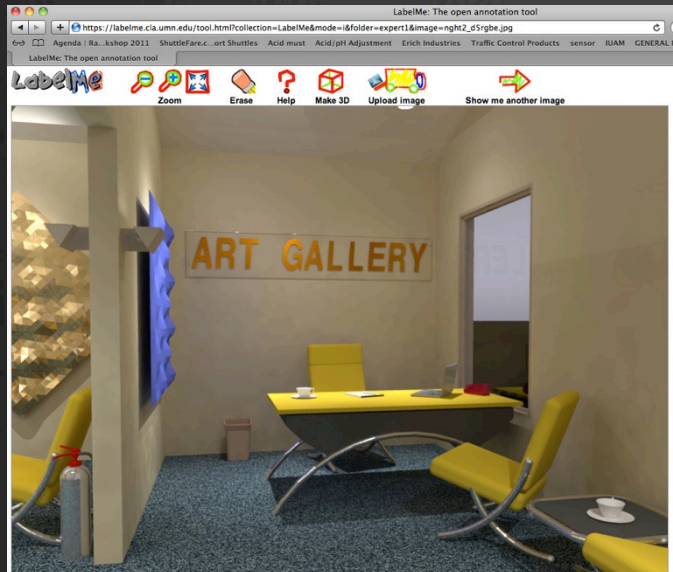
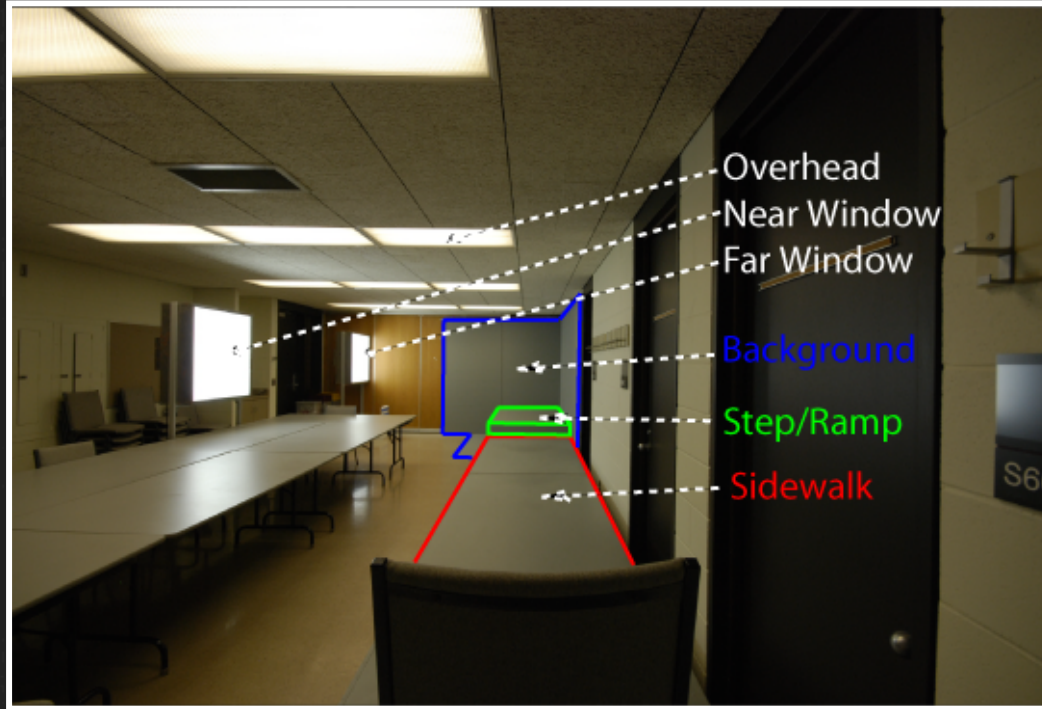
Other VISIBILITY METRICS explorations



discontinuities in edge contours at step/ramp transitions
are important cues for detection:
contour kinks, bends and L junctions

Scan for signature kinks, bends and contours in luminance images


MANY human study experiments >>> validation



Local case study – LBNL Guest House Stairs (mockup)



6:55 am today






Filtered ~20/600



Desaturated

Local case study – LBNL Guest House Stairs (mockup)

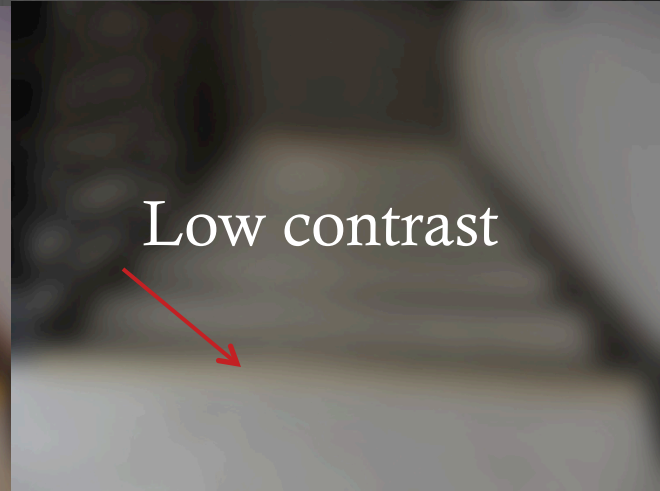



White stripe


Filtered $\sim 20/600$

Desaturated

Local case study – LBNL Guest House Stairs (mockup)



Color contrast aids 20/20 vision



Luminance contrast aids $\sim 20/600$

Visual Accessibility

Challenges:

The balance between safe visual navigation and aesthetics...

Visual Accessibility

Challenges:

The balance between safe visual navigation and aesthetics...

What acuity range should we design for?

Visual Accessibility

Challenges:

The balance between safe visual navigation and aesthetics...

What acuity range should we design for?

How do you “rate” the visibility of a hazard?

Visual Accessibility

Why should we be concerned?

Visual Accessibility

Why should we be concerned?

LV effects a HUGE & GROWING
percentage of the population!

Visual Accessibility

Why should we be concerned?

LV effects a HUGE & GROWING percentage of the population!

To date we typically design only for “normal” vision

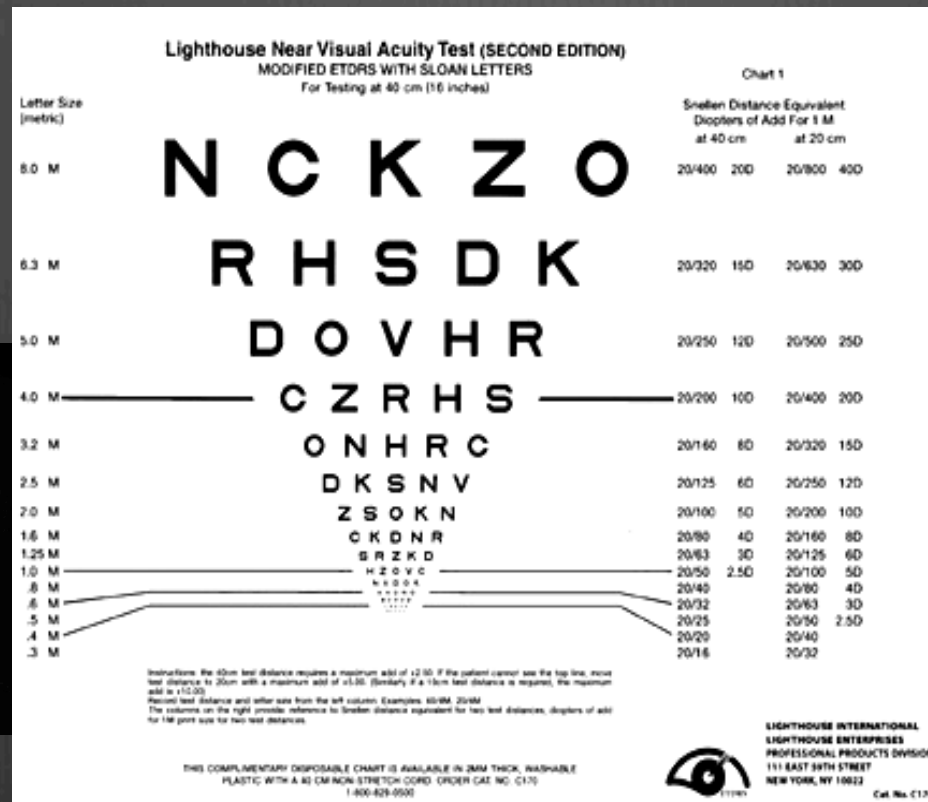
Visual Accessibility

Why should we be concerned?

LV effects a **HUGE & GROWING**
percentage of the population!

To date we typically design only for
“normal” vision

What is low vision?



- Fully sighted acuity: 20/20
- Low vision (US definition) 20/40
- Legal Blindness Threshold (US): 20/200
- Utah site foil (sample¹) : 20/678
- Limit of functional acuity: 20/2000

Low Vision = Useful Vision

- US Low vision population is growing as population ages. Most low vision is age related. 40m > 65yrs
- blindness and low vision: 1 in 28 adults over age 40
- There are many more people with low vision than with blindness. Only 20% of those classified as legally blind have no useful vision
- Majority of those with low vision able to see well enough to perform many tasks under the right conditions
- Legal blindness is not the same as absence of vision

Bygone Stereotype:
ageing equals...

Bygone Stereotype: ageing equals...rocking chairs




Bygone Stereotype: ageing equals...rocking chairs



- TODAY, individuals with low vision traverse Subway stations, libraries, malls, restaurants, spas, parks, airports, casinos, universities, art galleries, gyms...
- Any place you find normally sighted individuals
- This is a rapidly increasing percentage of the population

DEVA's tools aim to assist:

- 
- Fully sighted acuity: 20/20
 - Low vision (US definition) 20/40
 - **Legal Blindness Threshold (US): 20/200**
 - **Utah site foil (sample¹) : 20/678**

DEVA's tools aim to assist:

- Fully sighted acuity: 20/20
- Low vision (US definition) 20/40
- **Legal Blindness Threshold (US): 20/200**
- **Utah site foil (sample¹) : 20/678**

Typically persons with acuities up to ~20/600 will tend not use a cane or aids which “indicate” a “blind” person.

They HAVE visual ability but we do not meaningfully include their visual needs in our environments.

Designer focus: interior, lighting, architect...

(possibly used to evaluate future compliance)

Designer work flow:

1. Octree + HDR + LV model + vwrays > scene data
2. Data Analysis
3. Output: rating *(optional visual diagnostics and metrics)*
4. *Modify lighting/materials/geometry, return to 1.*

What's in front of you?





SHAKESPEARE VILLAGE

SHAKESPEARE VILLAGE

SHAKESPEARE VILLAGE

SHAKESPEARE VILLAGE

SHAKESPEARE VILLAGE

SHAKESPEARE VILLAGE

SHAKESPEARE VILLAGE

SHAKESPEARE VILLAGE

SHAKESPEARE VILLAGE

SHAKESPEARE VILLAGE

SHAKESPEARE VILLAGE

SHAKESPEARE VILLAGE

SHAKESPEARE VILLAGE

SHAKESPEARE VILLAGE

SHAKESPEARE VILLAGE

SHAKESPEARE VILLAGE

SHAKESPEARE VILLAGE

SHAKESPEARE VILLAGE


SHAKESPEARE VILLAGE

SHAKESPEARE VILLAGE

SHAKESPEARE VILLAGE

SHAKESPEARE VILLAGE


SHAKESPEARE VILLAGE



The floor region and granite bench particularly, likely score **very high risk** at $\sim 20/600$ acuity, and **modest risk** at 20/20 acuity.




Designer fix #1. Add area light, reduce indirect. N/C in total E



At ~20/600 improved granite bench/floor contrast: **modest risk**.
Modest > **low** risk at 20/20 acuity.




Designer fix #1. At $\sim 20/1000$ still **high risk**



Designer fix #2. Boost area light, reduce indirect. N/C in total E




~20/600




Designer fix #2. Modest > Low risk at ~20/600

Low risk at 20/20



Designer fix #2. **Modest** risk at 20/1000

Low risk at 20/20



Original challenge



Fix #1



Fix #2



Iteratively refined solution

Food for thought...



False Positive Identification

Food for thought...





False Positive Identification

Food for thought...




Specular surface confusion

Food for thought...



Recently constructed public spaces

Food for thought...



Food for thought...



Current and Future Work

- A better understanding of low vision perception and action involving mobility
- Better methods for simulating the effects of low vision in design systems (recently validated our application of Peli filter)
- Better computational models for automating the prediction of the effects of lighting and other aspects of architectural design on visual accessibility
- Develop a scale to report visual feature detectability
- Integration with the real-world design process

Thank You

DEVA UPDATE

Designing Visually Accessible Spaces
NIH Grant 1 R01 EY017835-01

Rob Shakespeare
Indiana University PI



Research Team:

Gordon Legge, Chair, Dept. of Psychology & Low Vision Lab, U. of Minnesota PI (Project leader)

Dan Kersten, Dept of Psychology, Computational Vision Lab, U. of Minnesota

Sarah Creem-Regeher, Dept of Psychology & Visual Perception Lab, U. of Utah

William Thompson, School of Computing, Computational Vision, U. of Utah PI

Post Doc. Paul Beckmann, U. of Utah

Grad Students. U.of Minn.- Chris Kallie, Shane Hoversten, Tiana Bochsler, Charlie Benson.

U. of Utah- Margaret Tarampi, kristina Rand, David Lessard.

I.U. – Chris Wood ,Derek Jones

Radiance International Workshop 2011, August 24-26
Lawrence Berkeley National Laboratories, U.C Berkeley

