

# **Simulation of reflected sunlight from building façade to the neighbourhood**

- Work in progress

Competence Centre Envelopes and Solar Energy

**Xiaoming Yang**

wissenschaftlicher Mitarbeiter

T direct +41 41 349 39 70  
xiaoming.yang@hslu.ch

Horw 9/13/12

11th International Radiance Workshop Copenhagen

# Overview

- Background
- Objective
- Method
- Discussion

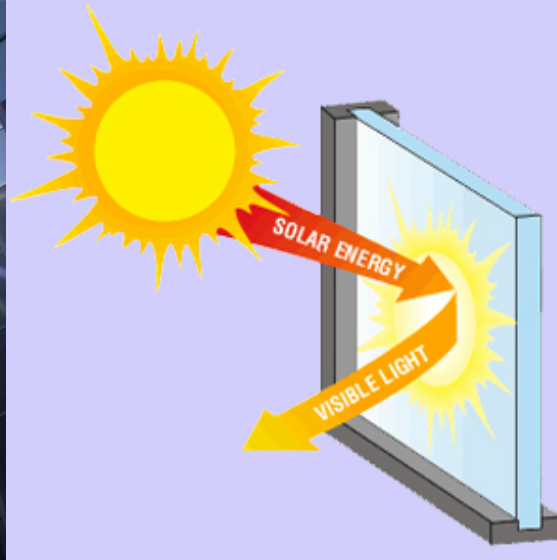
## Background

- Outdoor glare result of sunlight reflection from building envelope is getting worse and more frequent.

- *More high rise building with curtain walls*
- *Application of energy efficient material with high reflectance*
- *Free formed façade with concave surfaces*



*curtain walls*



*high reflectance  
material*



*Free formed  
façade*



## Background

- Current approaches to eliminate the problem
  - Regulations: control the use of building materials based on reflectivity alone
  - Academic: A study on Walt Disney Concert Hall, fixed view simulation followed by digital process of photographs
  - Industry: Glare protractor method based on solar chart and plan view of the assessed building

## Objective

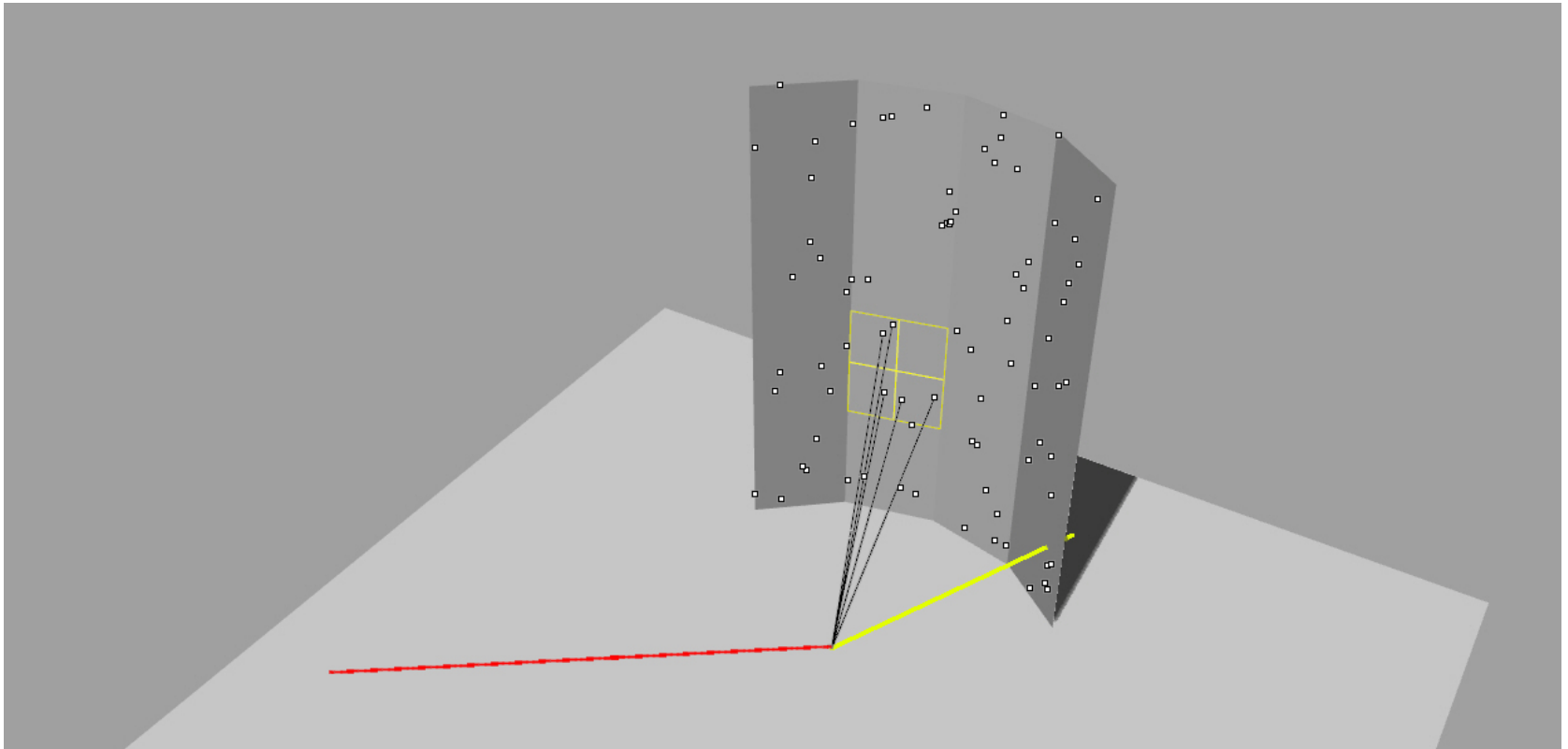
- A prediction method for outdoor glare caused by sunlight reflection from building envelope to neighbourhood
- *How is the neighbourhood affected*
- *How does the assessed building envelope generate the effect*
- *Assist designers to optimize the form of the envelope and make façade material selection*

## Method

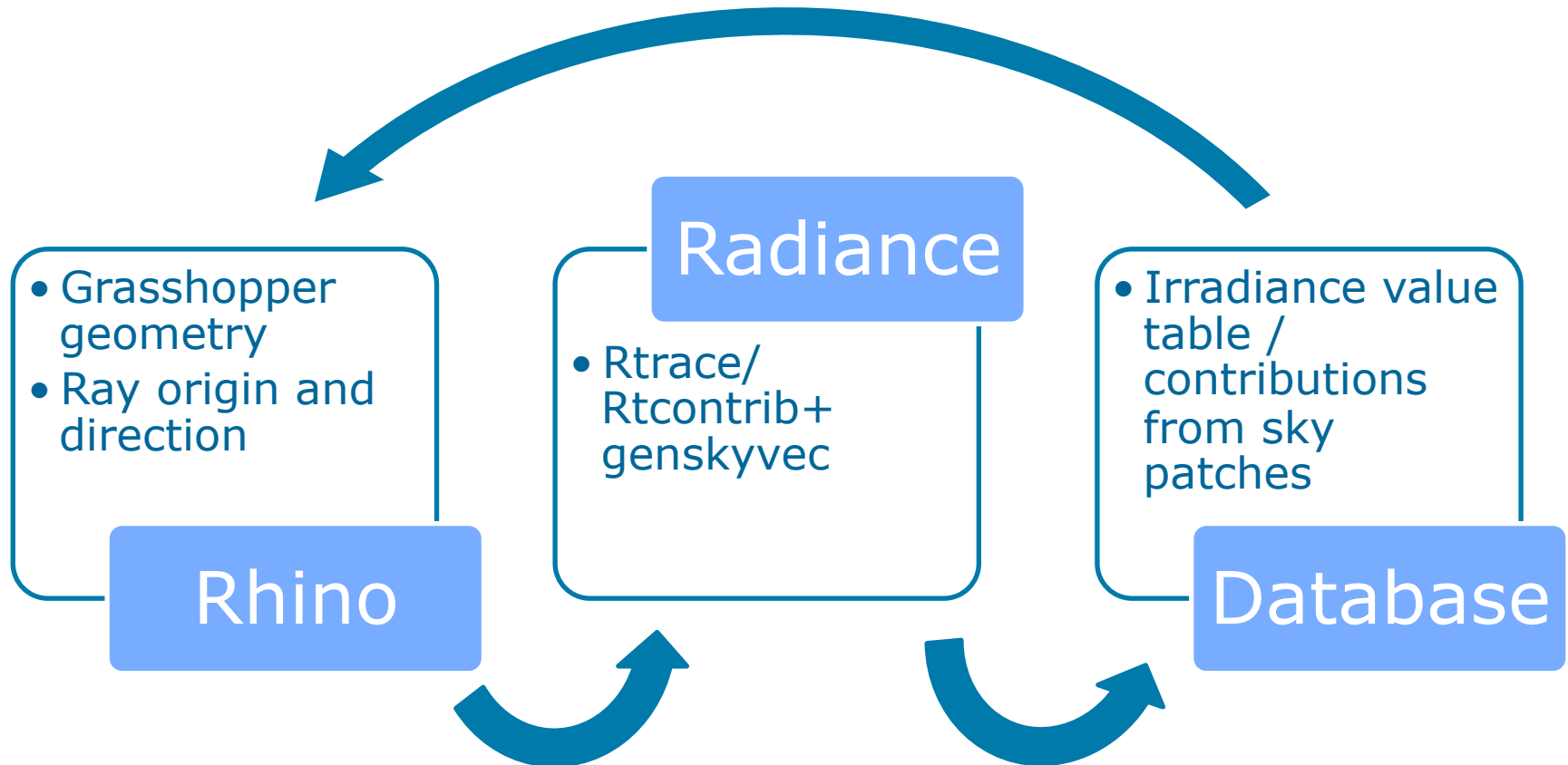
- Calculate contribution of irradiance from each mesh face of the assessed building envelope to testing points around.
- Annual simulation to find worst scenario and overall performance
- Platform: Rhino+Grasshopper for geometry manipulation and optimization

DIVA is lovely but *rtrace* –I only





## Method



## Method

### - Approach 1:rtrace

- Find mesh faces which could directly reflect sun into test point
- Send random rays to these mesh faces until the running mean stabilized
- Send random rays to the rest of the mesh faces

## Method

- Approach 2:rtcontrib+sky patches
  - Send random rays to each mesh face
  - Calculate contribution from each sky patch to each random ray
  - Efficient for annual simulation

## Method

- Approach 3: three phase method?

- $i = \text{VTDs} \Rightarrow i = \text{VRDs}$

(Transmission matrix  $\Rightarrow$  Reflection matrix)

- Less computational cost for changing materials

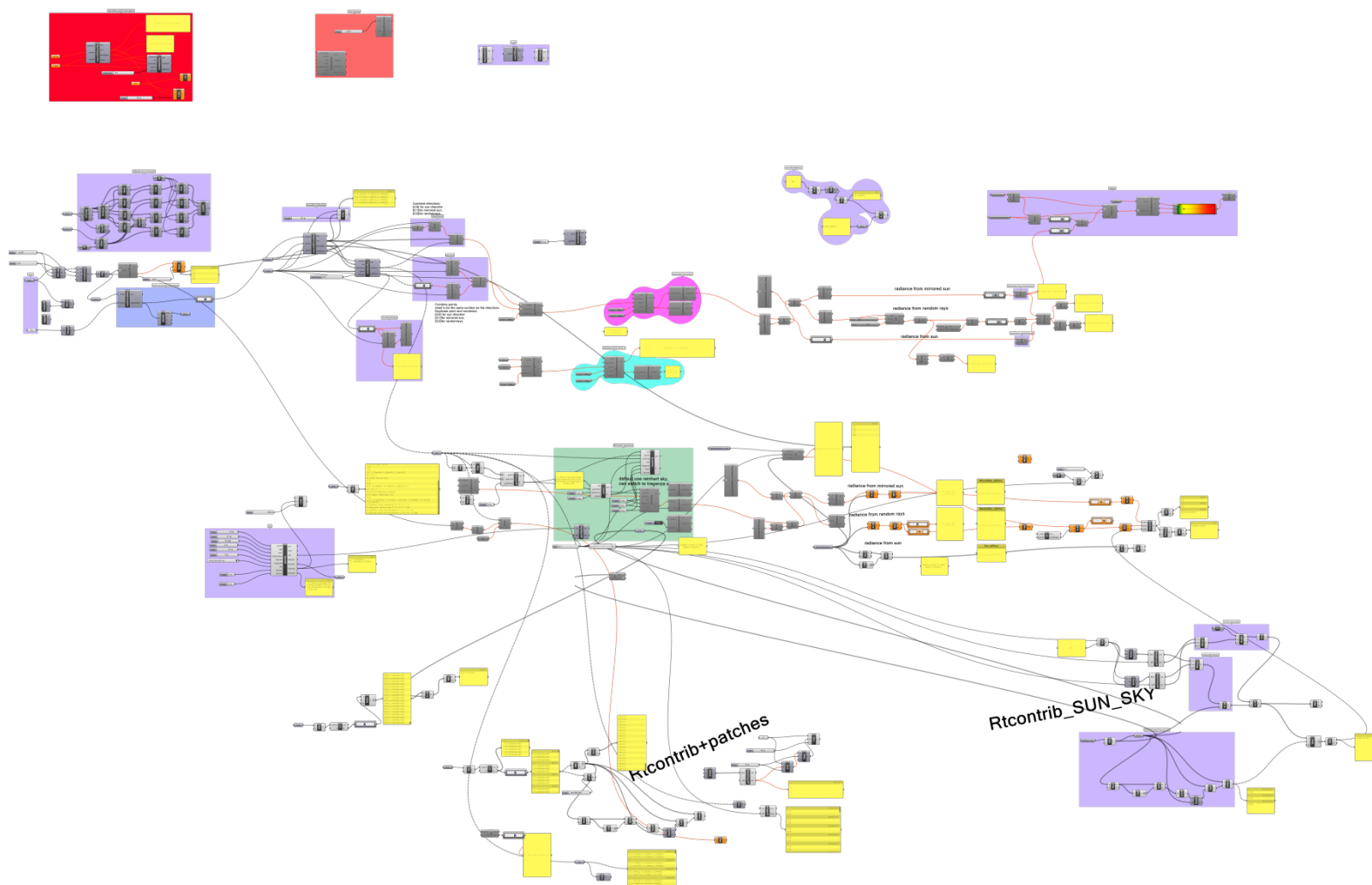
## Method

- Approach 3: three phase method?

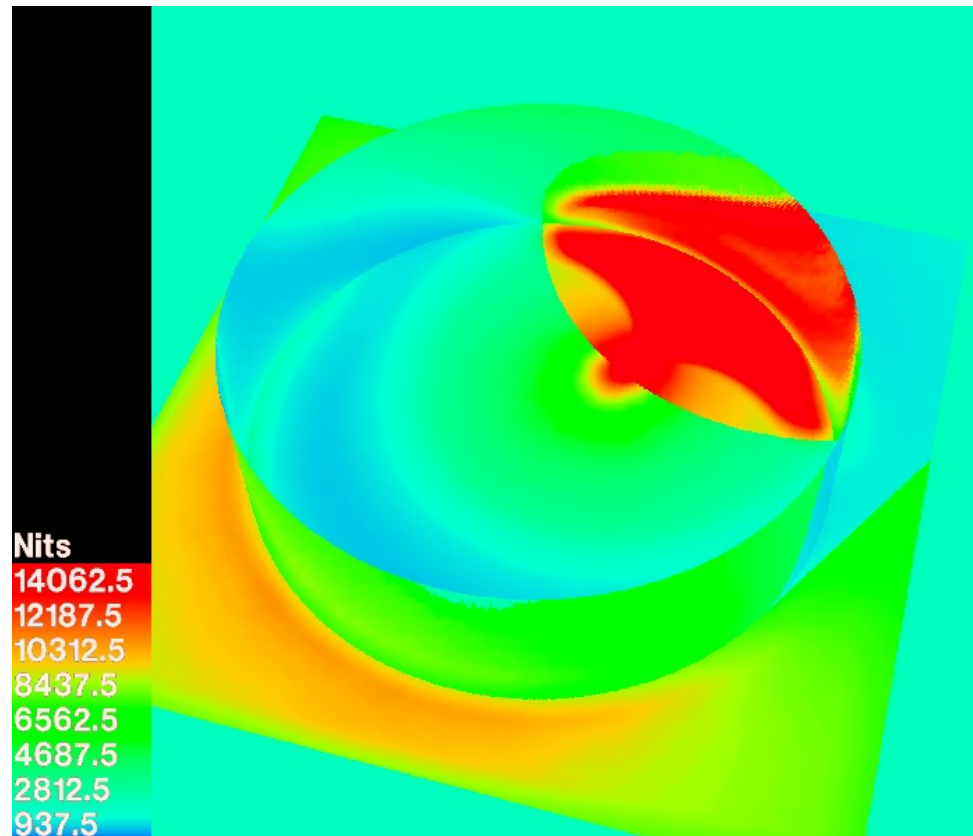
- $i = \text{VTDs} \Rightarrow i = \text{VRDs}$

(Transmission matrix  $\Rightarrow$  Reflection matrix)

- Less computational cost for changing materials



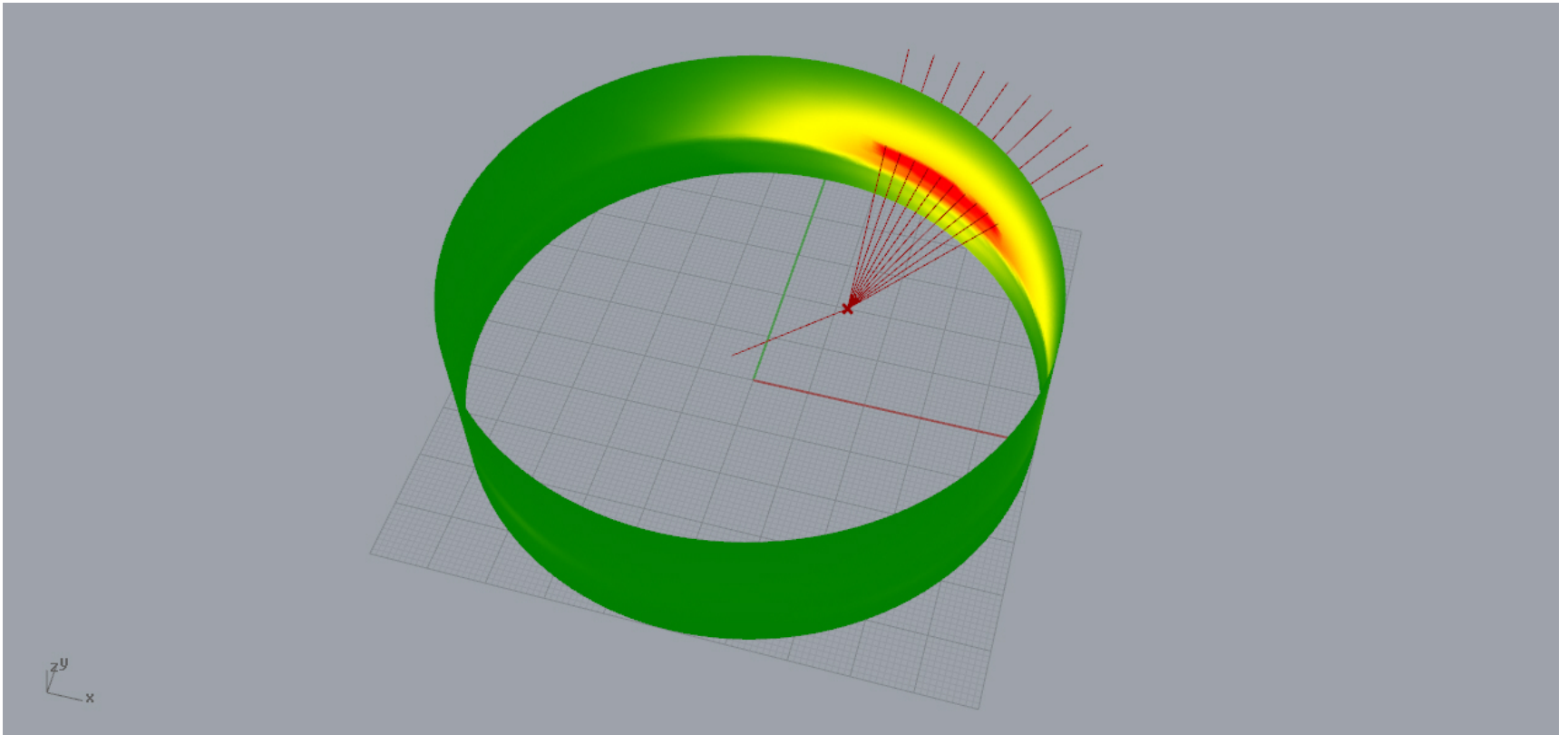
## Test case: A specular ring



Rendering using Pmap




## Approach 1:rtrace

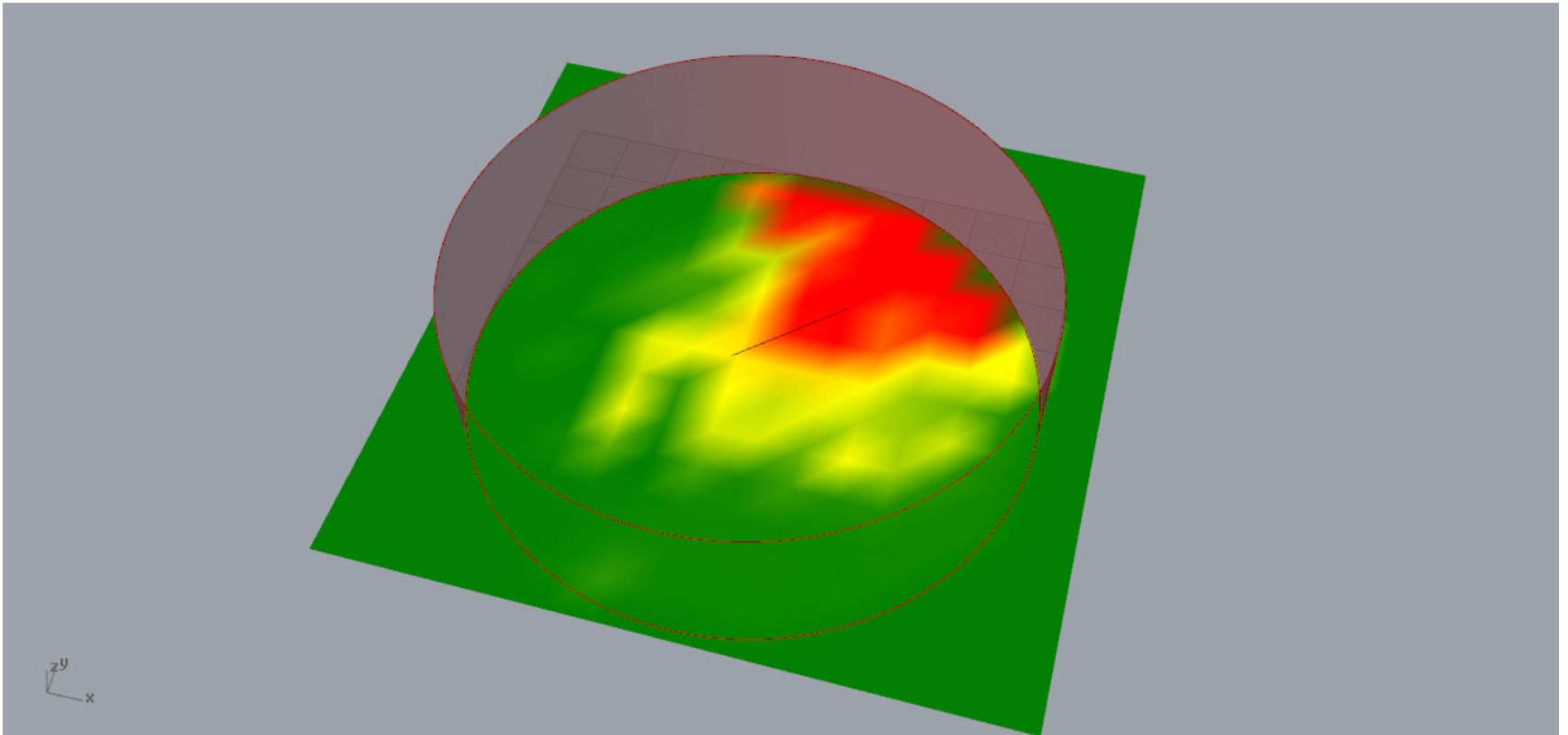


Contribution from mesh to irradiance at testing point

## Approach 2:rtcontrib+sky patches



Contribution from mesh to irradiance at testing point



Irradiance at testing points

## Discussion

	Approach 1	Approach 2
Difference to Pmap result	-1.4%	-46.1%

### What is wrong?

```
echo 0 0 0 0 0 1 | rtcontrib -faa -h -e MF:2 -f reinhart.cal -bn 578 -  
b rbin -ab 1 -ad 8192 -lw 0.0001 -ar 256 -V- -m sky_glow  
sceneRtcontrib.oct
```

# References

- [www.eclipsetints.com](http://www.eclipsetints.com)
- [www.ladowntownnews.com](http://www.ladowntownnews.com)
- [www.lasvegassun.com](http://www.lasvegassun.com)
- [www.vidracariasantacatarina.com.br](http://www.vidracariasantacatarina.com.br)

# Questions & Suggestions?