

Kera Lagios
Designer, Lam Partners
Developer, DIVA-for-Rhino


EARLY PHASE SIMULATIONS

Radiance International Workshops 2013
National Renewable Energy Lab
Golden, CO

DAYLIGHT BUILDING 517

Oh, were it that easy...

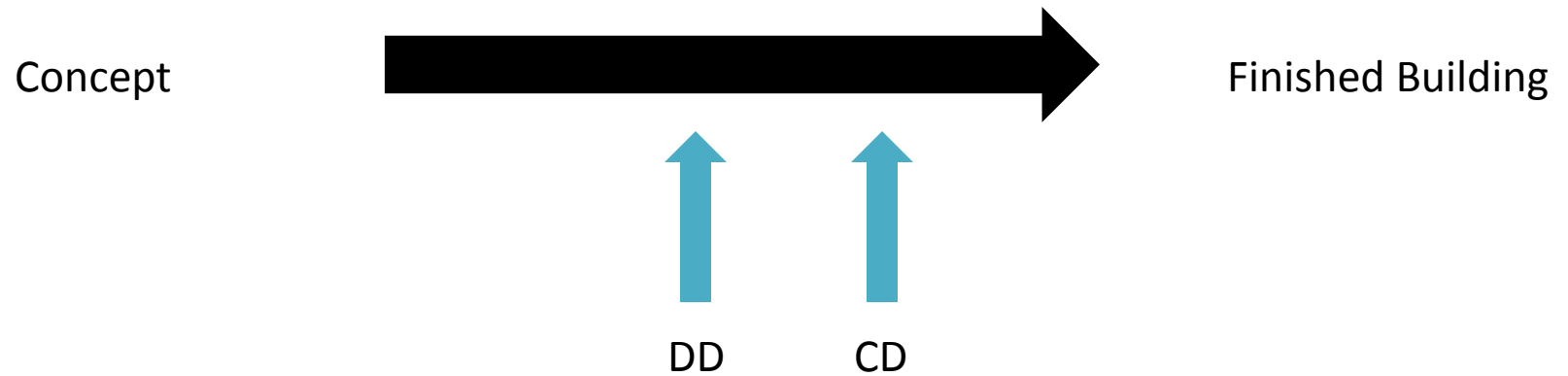
The Importance of Observation



Where can daylighting metrics be introduced during the design process?



Where can daylighting metrics be introduced during the design process?



Where can daylighting metrics be introduced during the design process?



Definition of SKETCH

1

a : a rough drawing representing the chief features of an object or scene and often made as a preliminary study

b : a tentative draft (as for a literary work)

2

: a brief description (as of a person) or outline

3

a : a short literary composition somewhat resembling the short story and the essay but intentionally slight in treatment, discursive in style, and familiar in tone

b : a short instrumental composition usually for piano

c : a slight theatrical piece having a single scene; *especially* : a comic variety act

"Sketch." *Merriam-Webster.com*. Merriam-Webster, n.d. Web. 1 Aug. 2013. <<http://www.merriam-webster.com/dictionary/sketch>>.

Sketching

Inbox (338) - keralagios@ x Google Calendar x Sketch - Definition and M x Napkin Sketch Contest 20 x Cocktail Napkin Sketch C x

archrecord.construction.com/call4entries/Napkin-Sketch-Contest-2013.asp

DIVA Lighting Lam Gmail DIVA for Rhino join.me - Free Scree... DAYSIM Header File ... Lam Partners Web Fi... NCARB - My NCARB COMcheck-Web: H... Other bookmarks

subscribe free e-newsletter reader service advertise FAQ Architectural Record Subscriber Login

**ARCHITECTURAL
RECORD**


McGraw Hill Construction

SUBSCRIBE TODAY for premium web access

Search our site:

NEWS | PROJECTS | RESIDENTIAL | FEATURES | CRITIQUE | BOOKS | VANGUARD | VIDEO | PRACTICE | TECHNOLOGY | PRODUCTS | COMMUNITY | GREEN | CEU

Cocktail Napkin Sketch Contest 2013



Drawing by Geoff Parker

If you are a licensed architect or related professional who practices in the United States, you can enter this remarkable contest. All you need is a white cocktail napkin and pen to demonstrate that the art of the sketch is still alive. Two grand prize winning submissions will be published in the September issue of *Architectural Record* and winners will receive a box of napkins with their sketch printed on it. Winners and finalists will be seen in our online Cocktail Napkin Sketch Gallery.

[View Entry Form](#)

[View Complete Rules](#)

View Past Winners for [2012](#), [2011](#) and [2010](#).


Deadline is 5:00 PM EST on June 28, 2013.

Founding Sponsor

Supporting Sponsor


Advertising

CENTRIA | **REIMAGINE METAL**



LEARN MORE

RECORD BLOGS: RECENT POSTS



Design Roulette in Beijing

By: [pearsonc](#) | 7/22/2013

[View all Record Blogs »](#)

100% 11:51 PM 8/1/2013

Sketching and Digital Integration

VECTORWORKS: FROM SKETCH TO BIM

See how it's done.

GET INVOLVED FOLLOW THE SKETCH TO BIM PROCESS THROUGH THE PHASES BELOW.
Share your workflow issues while we create the model

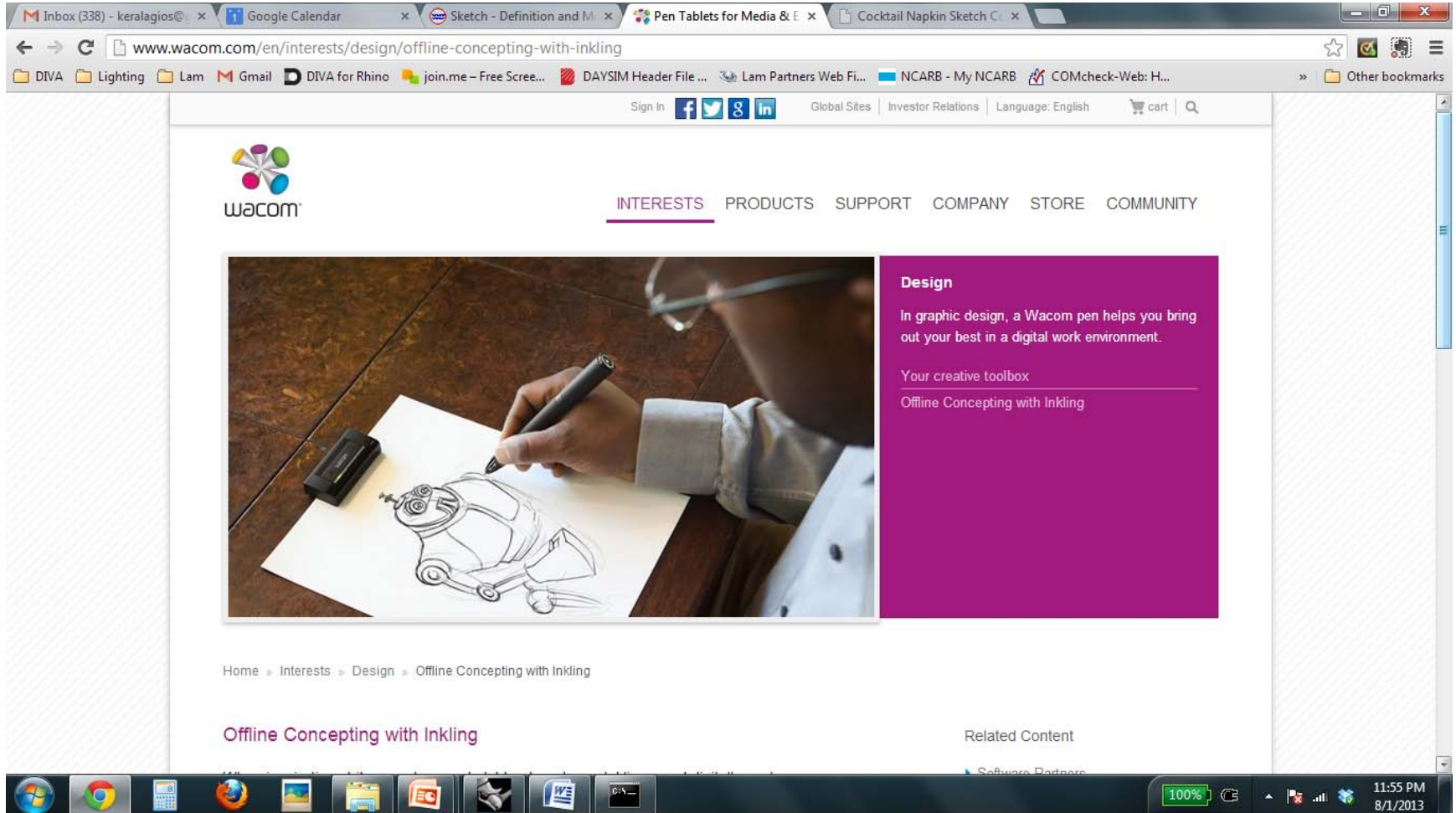
PHASE 1 | START HERE
Choose which project you'd like to

PHASE 2 | IMAGINE
Choose the conceptual sketch that

PHASE 3 | DESIGN
As the project progresses, choose

PHASE 4 | CREATE
We'll share tools to help your firm

Sketching and Digital Integration



The screenshot shows a web browser window displaying the Wacom website. The address bar shows the URL www.wacom.com/en/interests/design/offline-concepting-with-inking. The page features the Wacom logo and a navigation menu with links: INTERESTS, PRODUCTS, SUPPORT, COMPANY, STORE, and COMMUNITY. The main content area is titled "Design" and includes the text: "In graphic design, a Wacom pen helps you bring out your best in a digital work environment." Below this, there is a section titled "Your creative toolbox" with the subheading "Offline Concepting with Inking". A large image on the left shows a person's hand using a Wacom pen to draw a robot on a piece of paper. The Windows taskbar at the bottom shows various application icons and the system clock indicating 11:55 PM on 8/1/2013.

www.wacom.com/en/interests/design/offline-concepting-with-inking

Sign In [f](#) [t](#) [g](#) [in](#) Global Sites | Investor Relations | Language: English | [cart](#) | [Q](#)

wacom

[INTERESTS](#) [PRODUCTS](#) [SUPPORT](#) [COMPANY](#) [STORE](#) [COMMUNITY](#)

Design

In graphic design, a Wacom pen helps you bring out your best in a digital work environment.

Your creative toolbox

Offline Concepting with Inking

Home » Interests » Design » Offline Concepting with Inking

Offline Concepting with Inking

Related Content

Software Partners

Can we use performance metrics in the earliest phases of design?



The Generic
Codes
Rules of Thumb

The Conceptual
Pre-Design
SD Phase Design

The Specific
DD Phase Designs
CD Phase Designs
Buildings

Can we use performance metrics in the earliest phases of design?

How do simulations, assumptions, expectations change as we move through the phases of design?

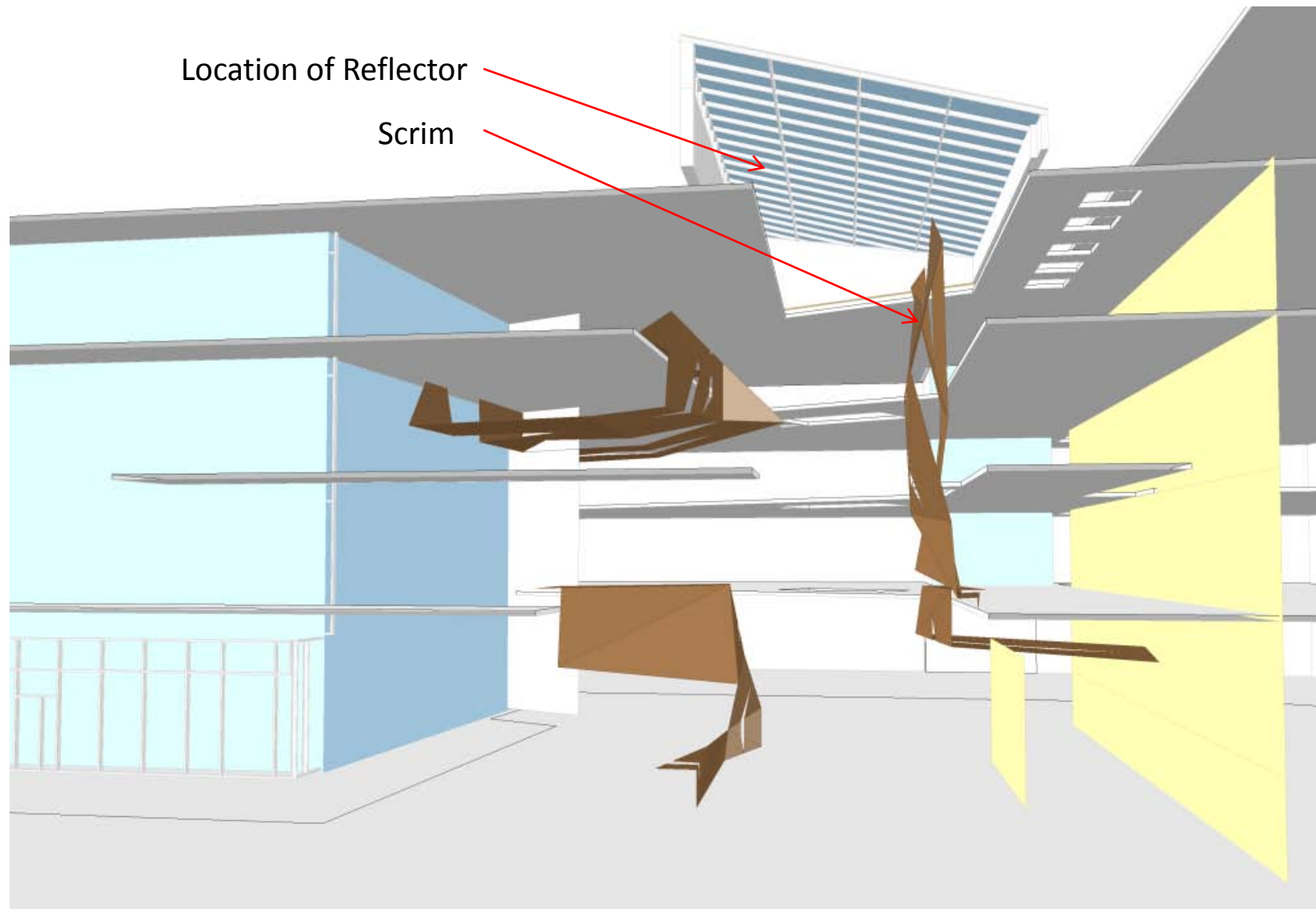
When during the design process are simulations the most valuable?

Which simulations should be used when?

Challenges to Early Phase Simulations

- Level of detail
- Determining acceptable assumptions
- Time constraints

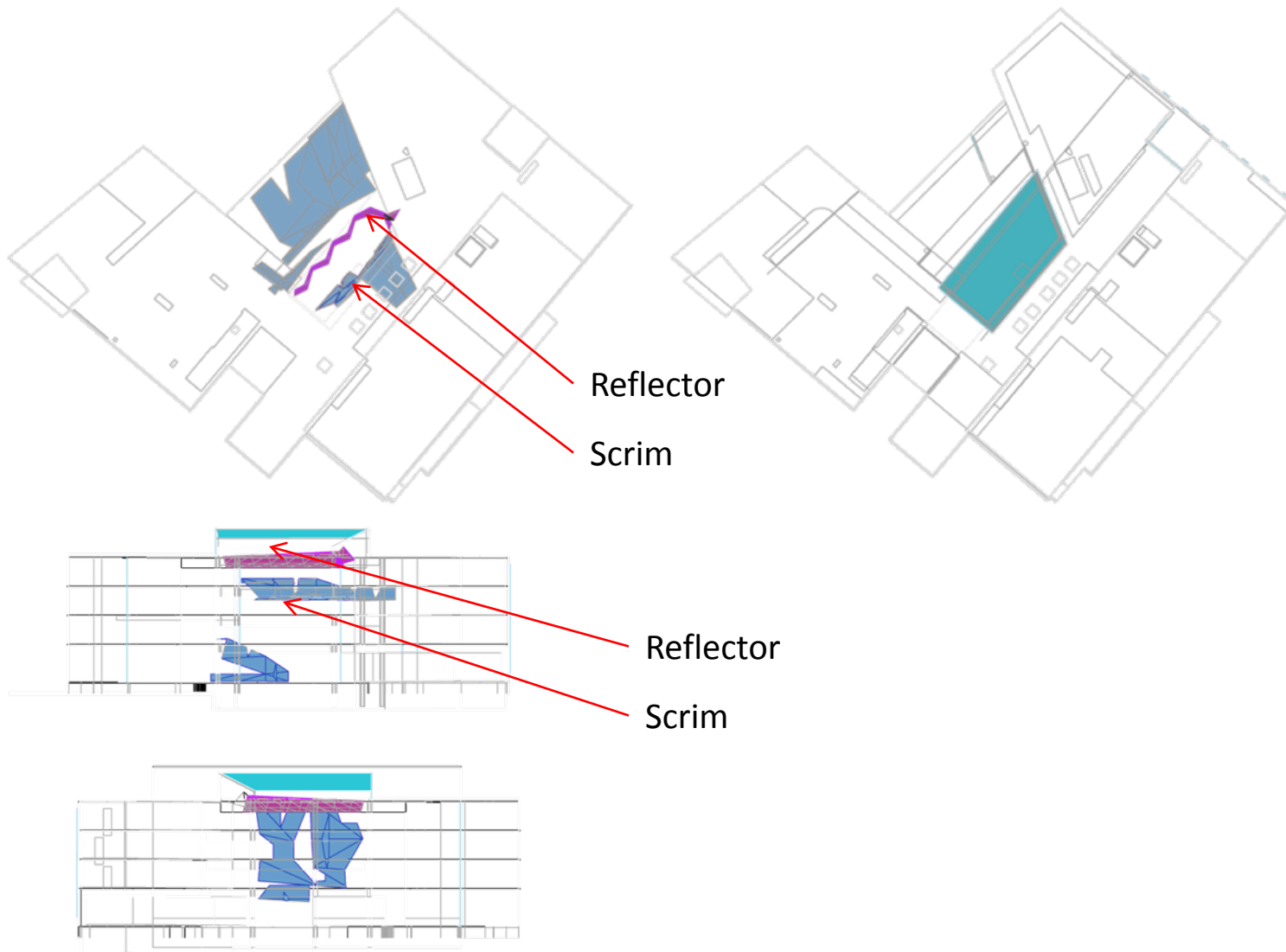
Atrium Reflector Design




Cutaway

Radiance IW 2013 - NREL - Golden, CO


Atrium Plan



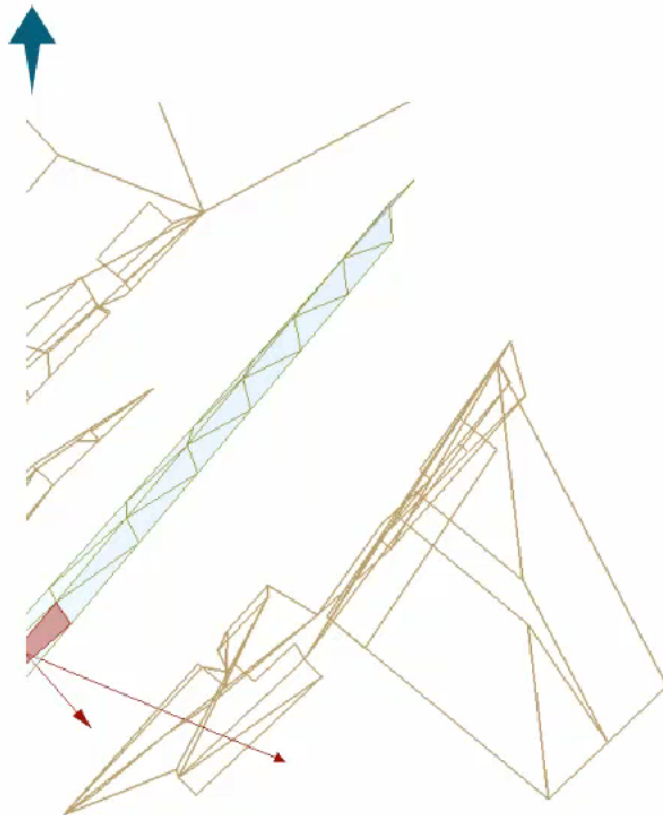
Initial Results (Static Model)



Initial Results (Static Model)




Dynamic Reflector Model



PLAN

DEC 21 9AM

UML ATRIUM REFLECTOR STUDY



SECTION



IGCC – International Green Construction Code

Using Grasshopper to analyze the IgCC daylighting requirements.

IGCC – International Green Construction Code

Note to viewers: The IgCC information found in this presentation is for demonstration purposes only and should not be used to design from. . For the current version of the IgCC, please go to :
<http://www.iccsafe.org/Pages/default.aspx>

IGCC – International Green Construction Code

Daylighting Requirement for 1 or 2 storey buildings

808.3 Daylit area of building spaces. In *buildings* not greater than two stories above grade, not less than **50 percent of the *net floor area*** shall be located within a *daylit area*.

Effective Aperture

Sky Type	Minimum Effective Aperture		
	(percentage)		
	Sidelighting from fenestration in a wall (see figure 808.3.1.1(1))	Sidelighting from rooftop monitor (see figures 808.3.1.1(2) and 808.3.1.1(3))	Toplighting (see figure 808.3.1.2)
<u>A^a</u>	<u>10.0</u>	<u>5.0</u>	<u>1.0</u>
<u>B^b</u>	<u>12.0</u>	<u>6.0</u>	<u>1.2</u>
<u>C^c</u>	<u>16.0</u>	<u>8.0</u>	<u>2.2</u>

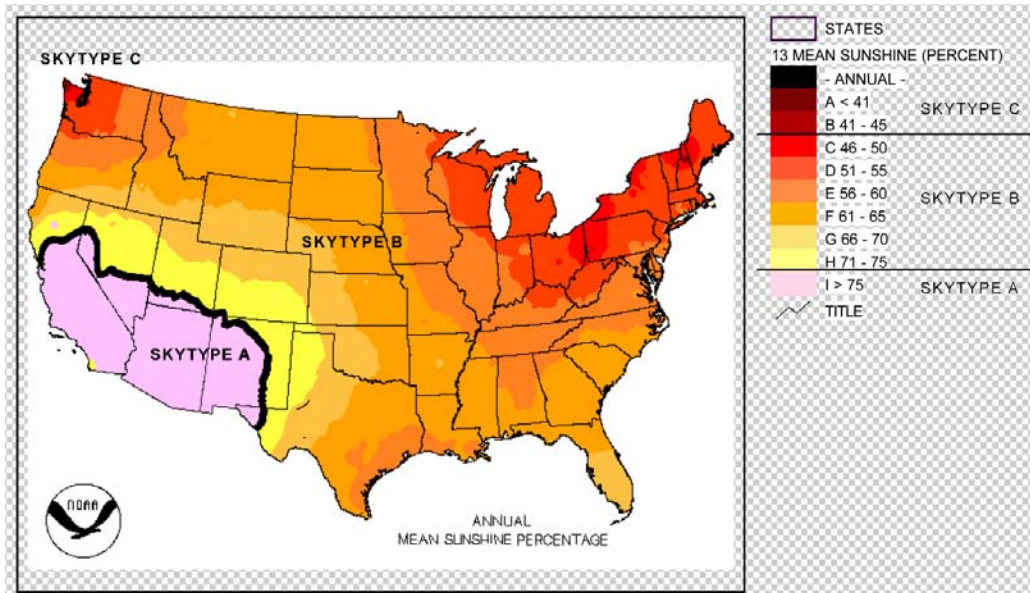


FIGURE 808.3.1.1(4)

Calculating Effective Aperture

$$EA = (AF \times VT) / DA$$

EA = effective aperture

AF = area of *fenestration*

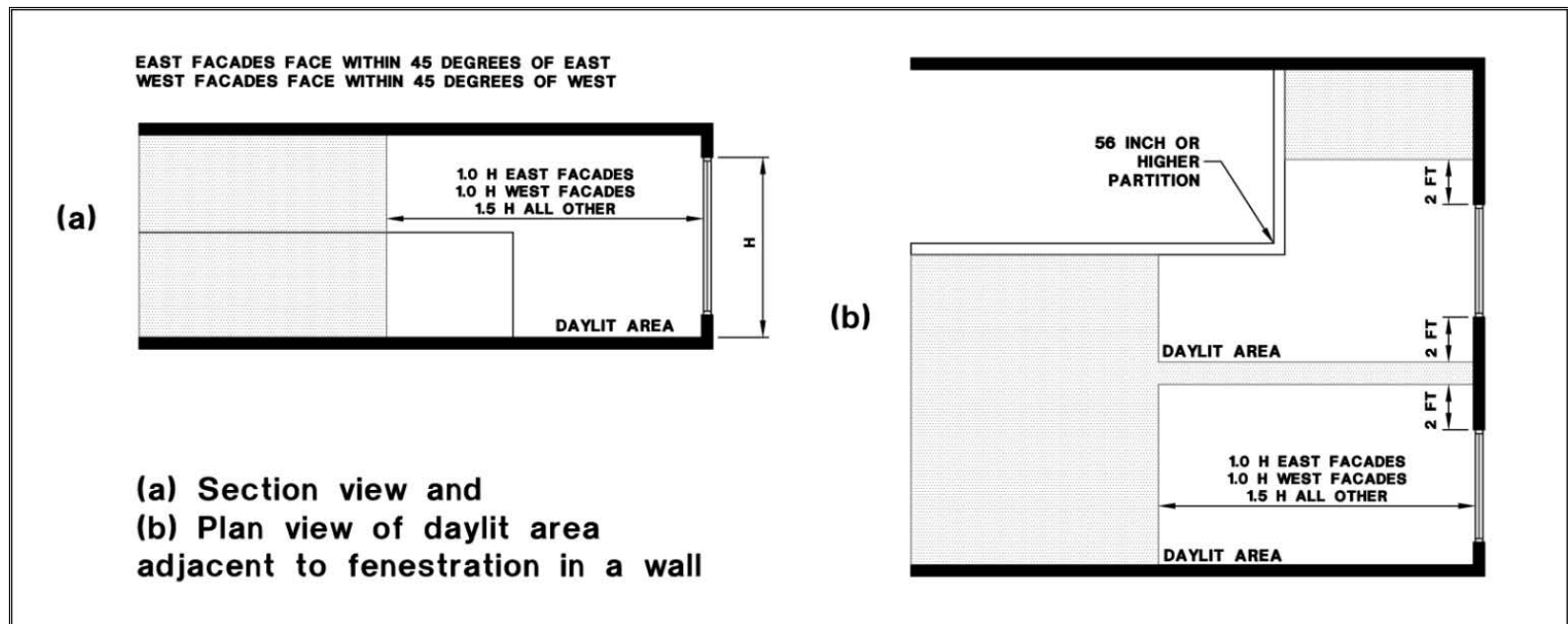
VT = *visible transmittance* of the *fenestration*

DA = *daylit area*

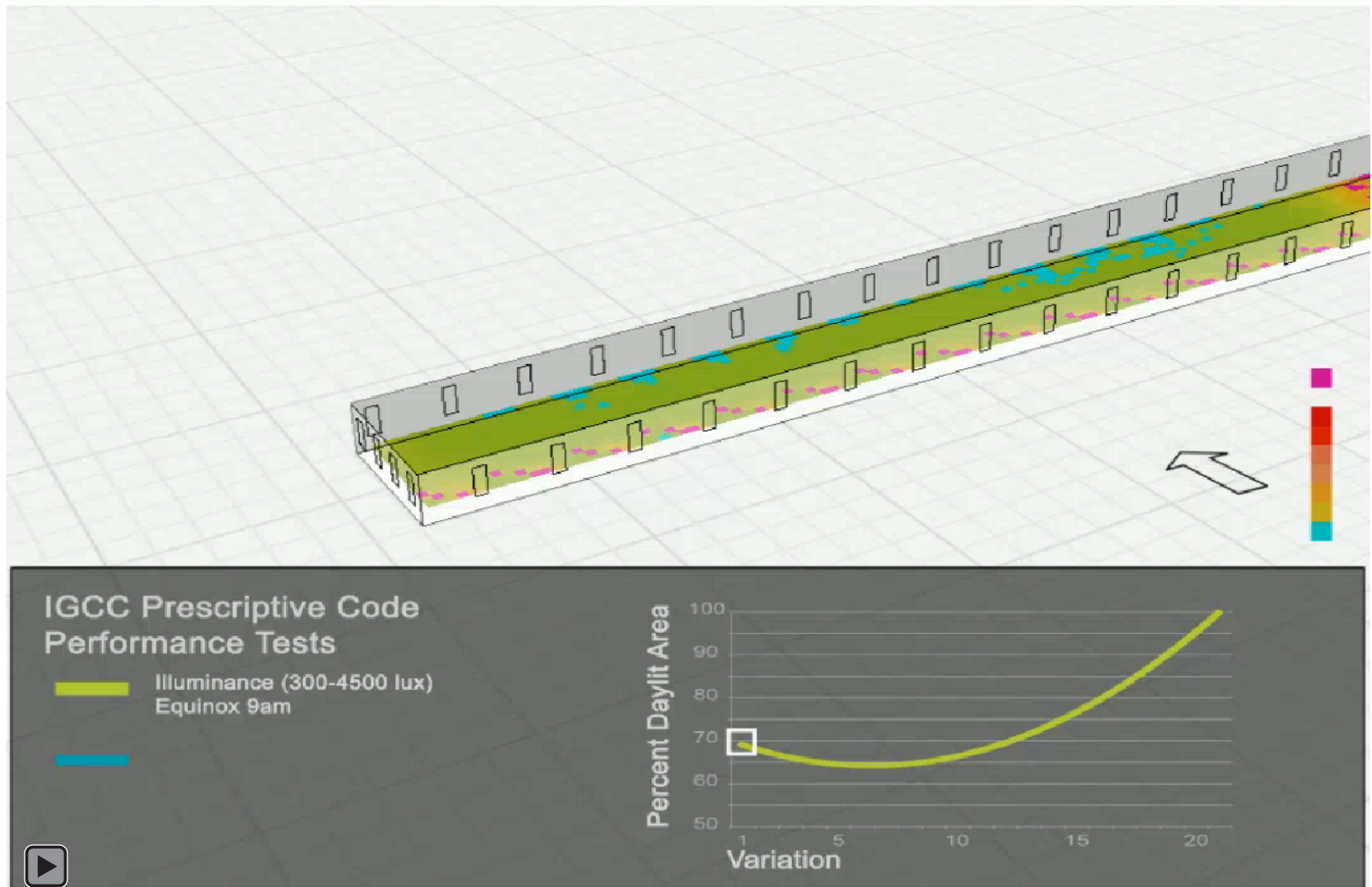
IGCC – International Green Construction Code

Prescriptive

Where *fenestration* is located in a wall, the *daylit area* shall extend laterally to the nearest 56 inch high partition, or up to 1.0 times the height from the floor to the top of *fenestration* facing within 45 degrees of east or west or up to 1.5 times the height from the floor to the top of all other *fenestration*, whichever is less, and longitudinally from the edge of the *fenestration* to the nearest 56 inch high partition, or up to 2 feet, whichever is less, as indicated in Figure 808.3.1.1(1)



IgCC Initial Results Animations



Thank you