

# 2015 Radiance Workshop, Philadelphia

How we use Radiance to guide design teams to the right decisions before they even start...

---

08.18.2015





## Wait, who's making the decisions here?

Navigating value engineering, cost estimates, the diminishing role of designers in building projects, and the growing influence of design build contractors...





## Why Early Daylighting Simulation is Critical to Integrated, High Performance Building Design

### Things Radiance and Daylighting Practitioners Can Integrate with High Performance Building Design:

- The measurement and simulation of optically complex shading materials
- Elegant shading device design
- Evaluating the impact of dynamic glazing
- Optimizing automated interior shade fabrics and controls
- Applying complex performance metrics like Spatial Daylight Autonomy to low and net zero energy buildings
- Successfully deploying new glazing technologies in façade design



## Why Early Daylighting Simulation is Critical to Integrated, High Performance Building Design

### Things Radiance and Daylighting Practitioners Can Integrate with High Performance Building Design:

- The measurement and simulation of optically complex shading materials
- Elegant shading device design
- Evaluating the impact of dynamic glazing
- Optimizing automated interior shade fabrics and controls
- Applying complex performance metrics like Spatial Daylight Autonomy to low and net zero energy buildings
- Successfully deploying new glazing technologies in façade design

### Things I've Heard Cost Estimators Mark as Prohibitively Expensive in pre-Schematic, Concept Phases of Projects:

- Optically complex shading materials
- Exterior shading devices
- Dynamic glazing
- Automated interior shades
- "LEED"
- Daylight re-directing film



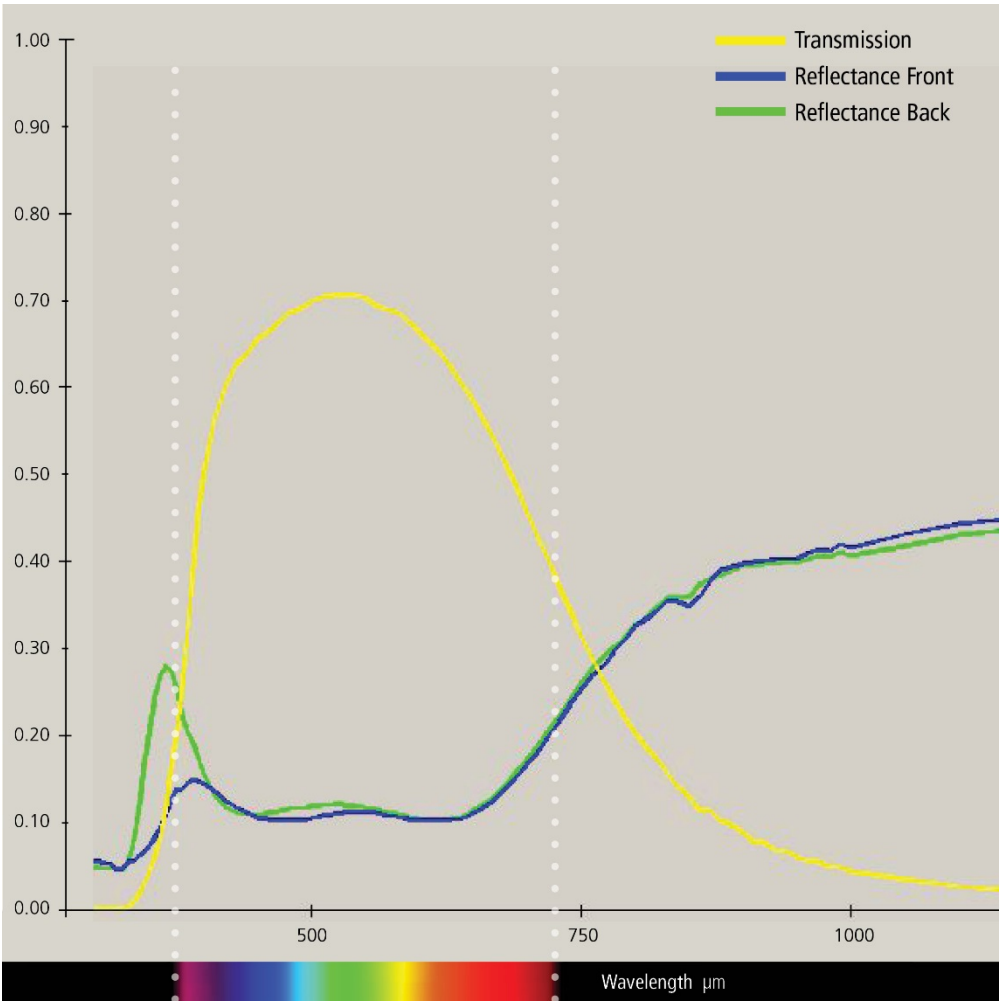
01. You Can Have 100% Glass on Your West Façade, *But...*



# Building Performance: Thermal and Visual Experience, Architecture and Engineering Decisions

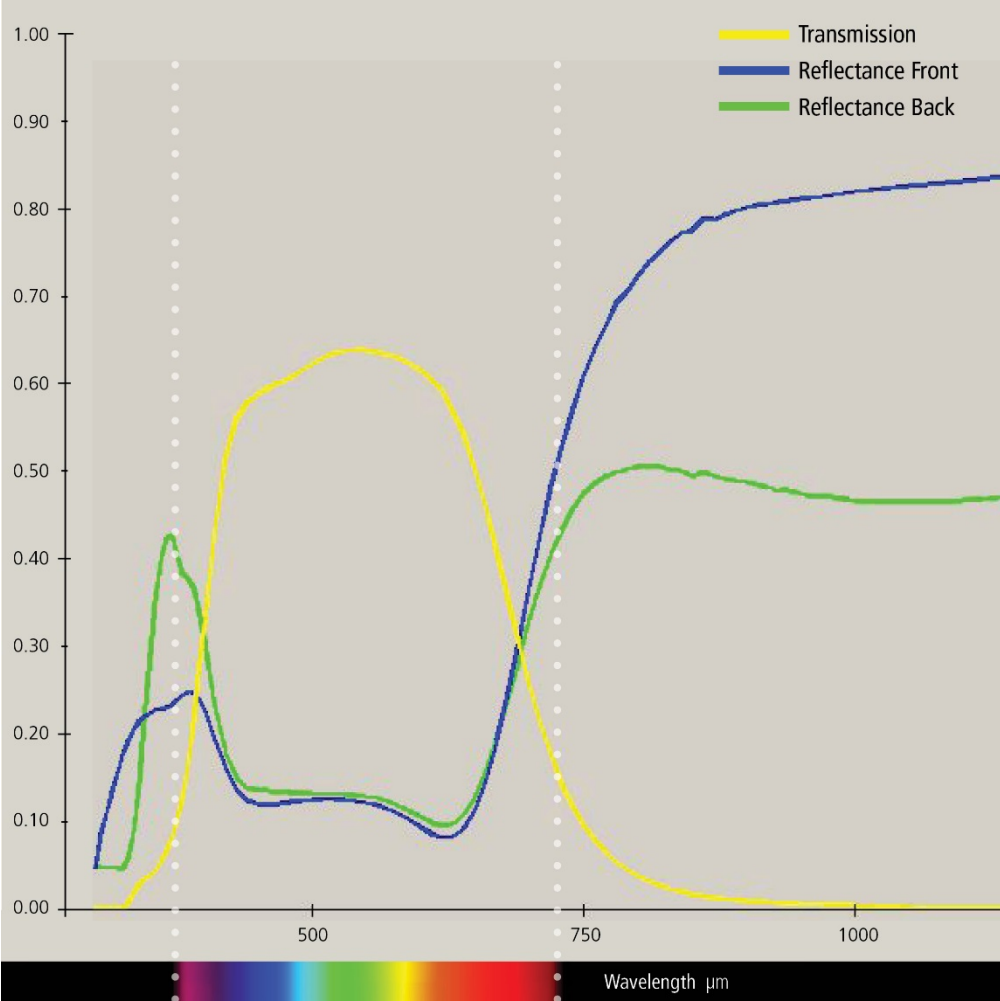
## Glazing Specifications, Implications and Shared Goals

All double pane low-e IGU's with clear glass are not created equal



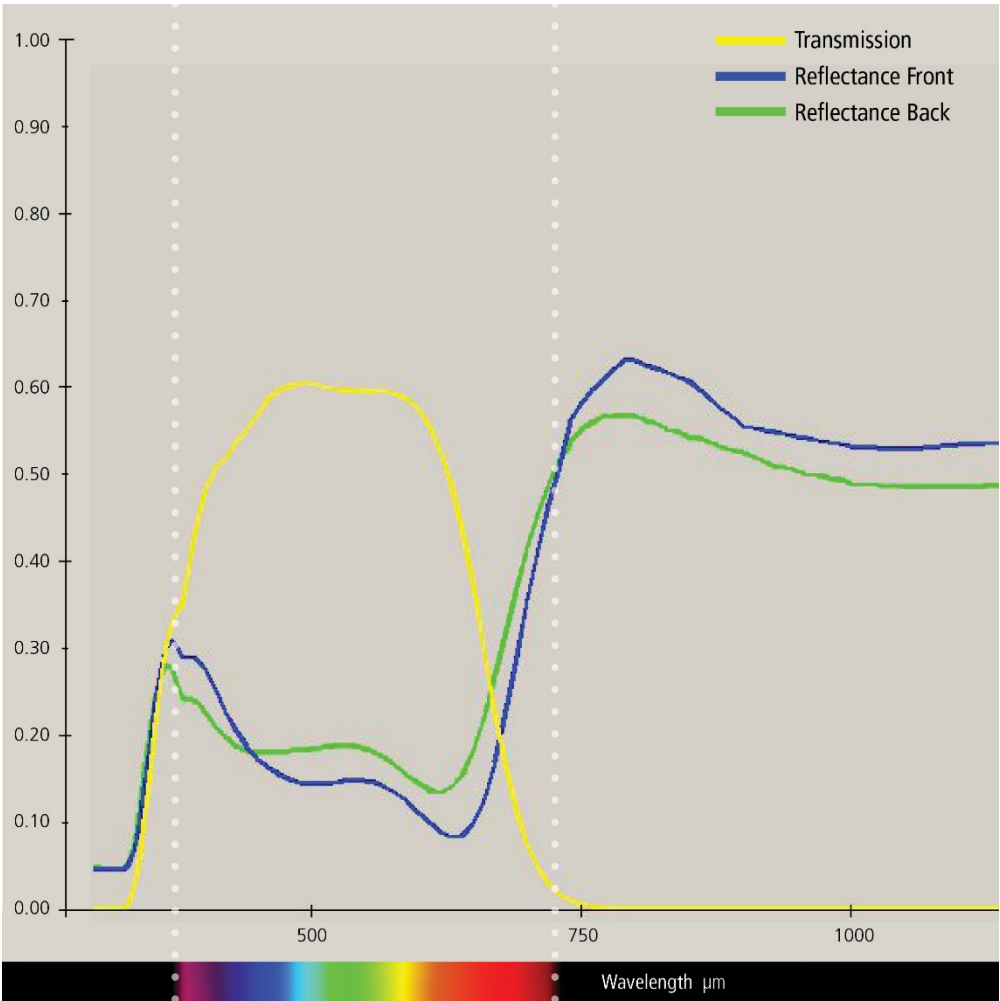
Viracon VE-12M

VLT = 0.70 / SHGC = 0.38



PPG Solarban 70xl

VLT = 0.64 / SHGC = 0.28



Saint Gobain Cool-Lite Extreme 60/28 II


VLT = 0.59 / SHGC = 0.25



# Building Performance: Thermal and Visual Experience, Architecture and Engineering Decisions


## Glazing Specifications, Implications and Shared Goals

All double pane low-e IGU's with clear glass are not created equal




Viracon VE-12M

VLT = 0.70 / SHGC = 0.38



PPG Solarban 70xl

VLT = 0.64 / SHGC = 0.28



Saint Gobain Cool-Lite Extreme 60/28 II

VLT = 0.59 / SHGC = 0.25



# Glazing Specifications + Design Day Mean Radiant Temperature



Viracon VE-12M  
VLT = 0.70 / SHGC = 0.38



PPG Solarban 70xl  
VLT = 0.64 / SHGC = 0.28




Saint Gobain Cool-Lite Extreme 60/28 II  
VLT = 0.59 / SHGC = 0.25




# Façade Elements: Annual Insolation

## Understanding the Efficacy of Fixed Shading Options


Total radiation from the sun and sky falling on the building skin




West Façade + No External Shading



West Façade + 9" West Façade Fins



West Façade + 30" West Façade Fins



# Façade Elements + Design Day Mean Radiant Temperature



PPG Solarban 70xl  
VLT = 0.64 / SHGC = 0.28

PPG Solarban 70xl + 9" West Façade Fins  
VLT = 0.64 / SHGC = 0.28

PPG Solarban 70xl +30" West Façade Fins  
VLT = 0.64 / SHGC = 0.28



Façade Elements + Design Day Mean Radiant Temperature



PPG Solarban 70xl  
VLT = 0.64 / SHGC = 0.28



PPG Solarban 70xl + 50% WWR  
VLT = 0.64 / SHGC = 0.28



# Façade Design: Experiential Impacts

Thermal Impacts, Visual Impacts, Energy Impacts, Aesthetic Impacts, Cost Impacts...




Viracon VE-12M

EUI: 83  
Tonnage: 680  
System Cost: \$816,000  
\$/sf 3.6




PPG Solarban 70xl

EUI: 72  
Tonnage: 580  
System Cost: \$696,000  
\$/sf 3.1



Saint Gobain CLEX 60/28 II

EUI: 65  
Tonnage: 530  
System Cost: \$636,000  
\$/sf 2.8



PPG Solarban 70xl  
+ 9" West Façade Fins

EUI: 65  
Tonnage: 570  
System Cost: \$684,000  
\$/sf 3.0



PPG Solarban 70xl  
+ 30" West Façade Fins

EUI: 55  
Tonnage: 570  
System Cost: 684,000  
\$/sf 3.0



PPG Solarban 70xl  
+ 50% WWR


EUI: 54  
Tonnage: 430  
System Cost: \$516,000  
\$/sf 2.3

## 02. What Would Dynamic Glass Be Like on My Building?

# Dynamic Glazing: Perception Shifts Over a Typical Day

Exterior Façade Under Clear Sunny Skies

Dynamic IGU With Clear Inboard Pane






# Dynamic Glazing: Perception Shifts Over a Typical Day

Exterior Façade Under Clear Sunny Skies

Dynamic IGU With Colored Inboard Pane



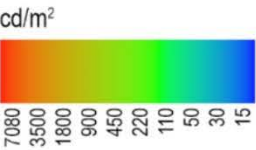

# Daylighting Examples: Interior Luminous Environment

Interior View Looking West, September 21 at 4:30pm, Clear Sunny Skies  
**No Interior Shades**

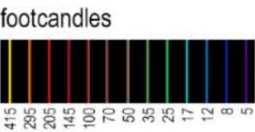

Rendered Perspective, Human Visual Acuity



Falsecolor Luminance Map, Surface Brightness



Iso-Lux Contours, Illumination Levels





# Daylighting Examples: Interior Luminous Environment

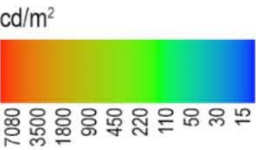

Interior View Looking West, September 21 at 4:30pm, Clear Sunny Skies

Dynamic Glass Tinted to 4%

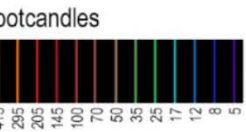

Rendered Perspective, Human Visual Acuity



Falsecolor Luminance Map, Surface Brightness



Iso-Lux Contours, Illumination Levels





# Daylighting Examples: Interior Luminous Environment

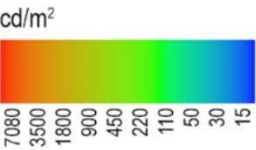

Interior View Looking West, September 21 at 4:30pm, Clear Sunny Skies

Automated Fabric Shades Deployed

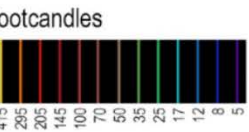
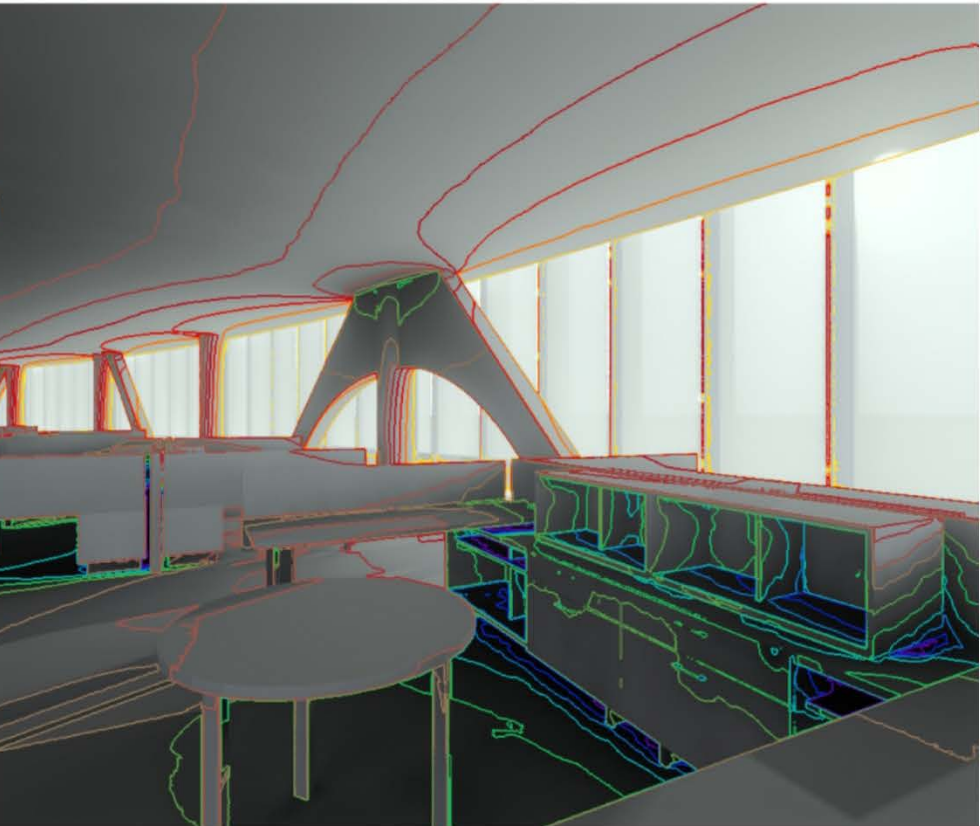
Rendered Perspective, Human Visual Acuity



Falsecolor Luminance Map, Surface Brightness



Iso-Lux Contours, Illumination Levels




## 03. Daylighting and Shading for a Better Building, and it's Cheaper!


# Annual Insolation Study / Normative Building Without Shade Structure

Cumulative Direct Solar Radiation Falling on Building Skin


West Façade Reference Image



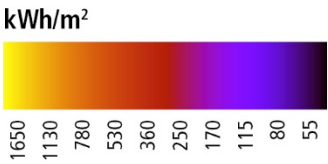

South Façade Reference Image



West Façade Annual Radiation on the Building Skin



South Façade Annual Radiation on the Building Skin







# Annual Insolation Study / High Performance Building With Shade Structure

Cumulative Direct Solar Radiation Falling on Building Skin

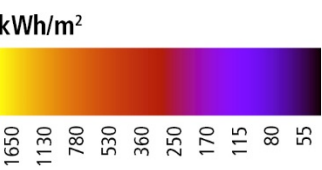

West Façade Reference Image



South Façade Reference Image




West Façade Annual Radiation on the Building Skin



~ 65% Reduction in Solar Radiation Striking the West Glass

South Façade Annual Radiation on the Building Skin




~ 90 % Reduction in Solar Radiation Striking the South Glass

# Annual Direct Sun Penetration Comparison Animation

High Performance Building with Shade Structure + Light Courts

Normative Building Without Shade Structure







# Typical Daylight Conditions / Normative Building Without Shade Structure

September 21, 12:00pm, Clear Sunny Skies


Rendered Perspective



Falsecolor Luminance Map, Brightness



Illuminance Diagram, Light Levels in Footcandles






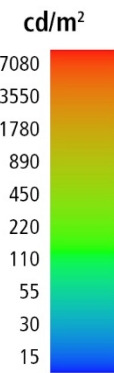

# Typical Daylight Conditions / High Performance Building With Shade Structure + Light Courts

September 21, 12:00pm, Clear Sunny Skies


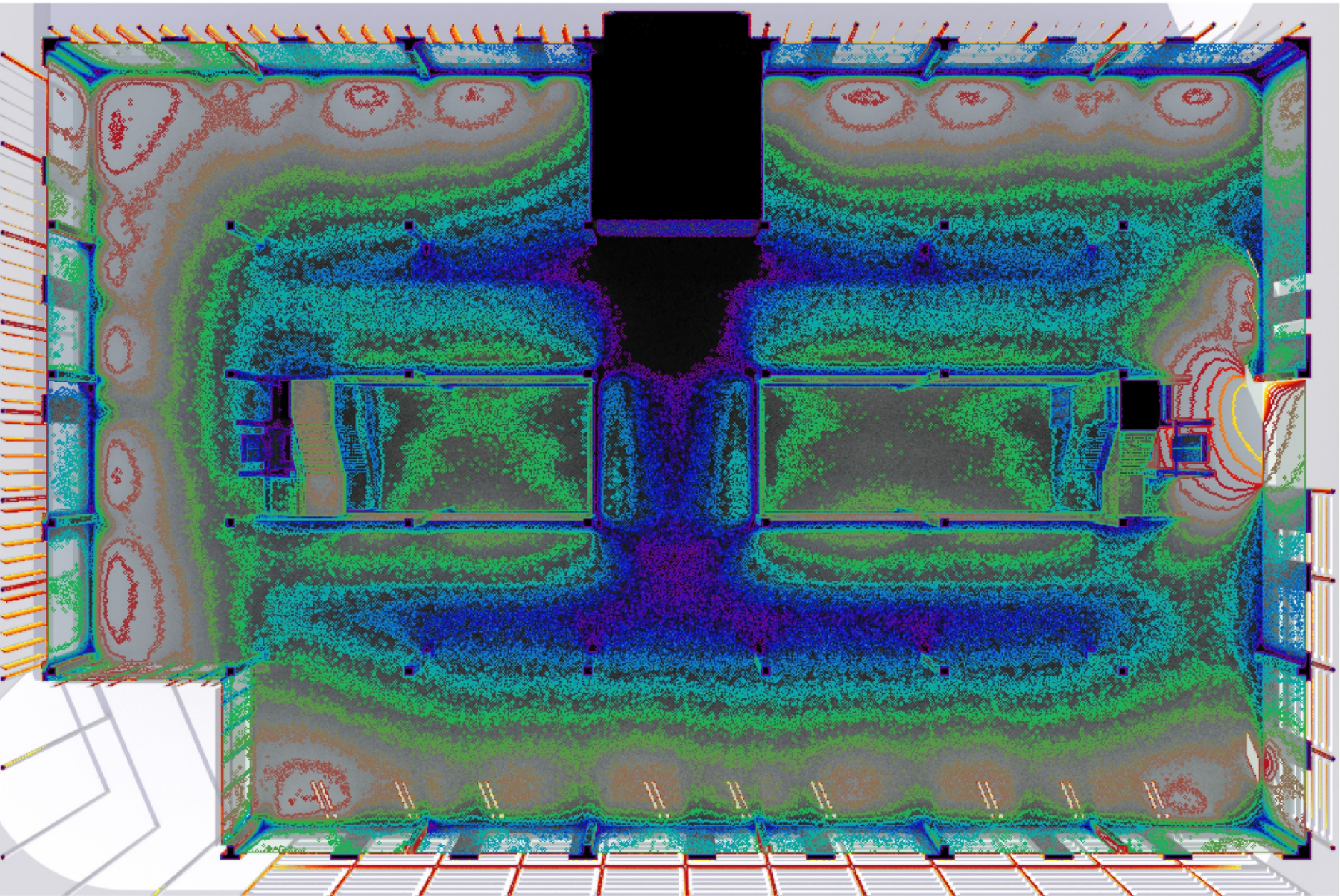
Rendered Perspective



Falsecolor Luminance Map, Brightness





Illuminance Diagram, Light Levels in Footcandles





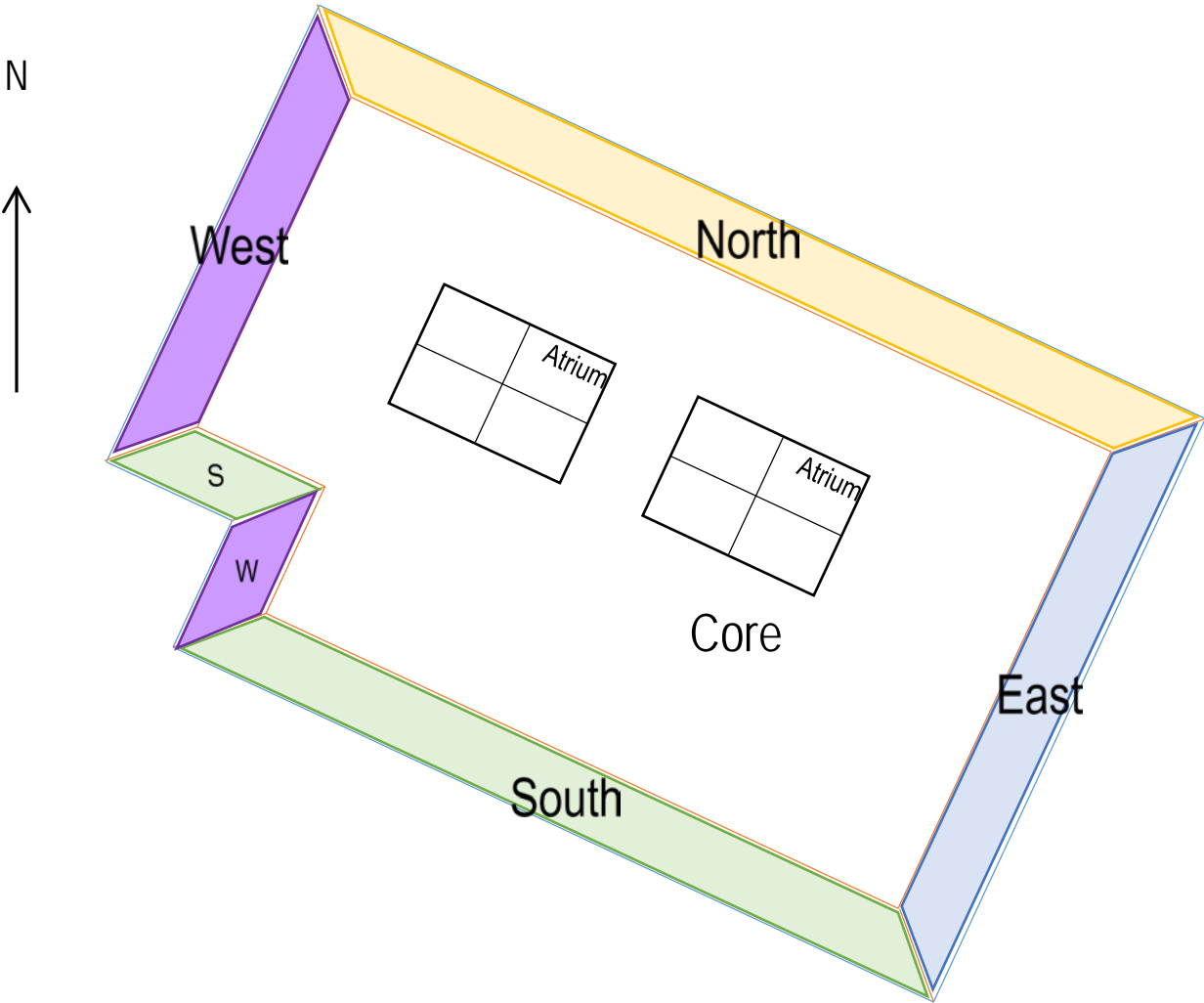
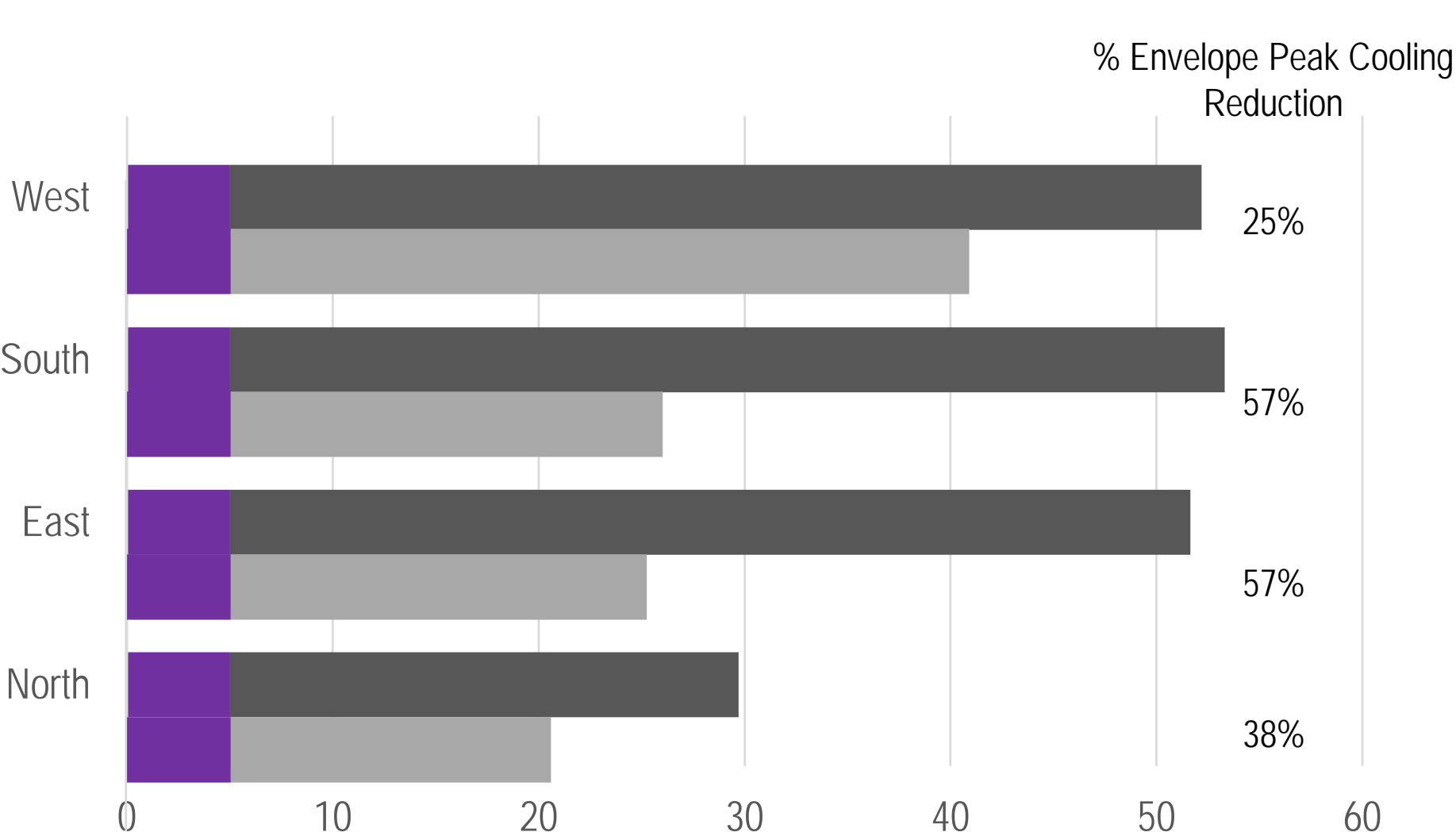
## Energy Performance Impact of Shade Canopy

- Reduced Envelope Surface Temperatures > **Higher Likelihood of Consistent Occupant Thermal Comfort**
- Lower Cooling Loads Enable Radiant with DOAS, Opposed to Typical VAV with Reheat > **Simpler System with Lower Maintenance Costs**
- Reduction in Annual Energy Use > **Annual Cost Savings**
- Smaller Mechanical System > **First Cost Savings**



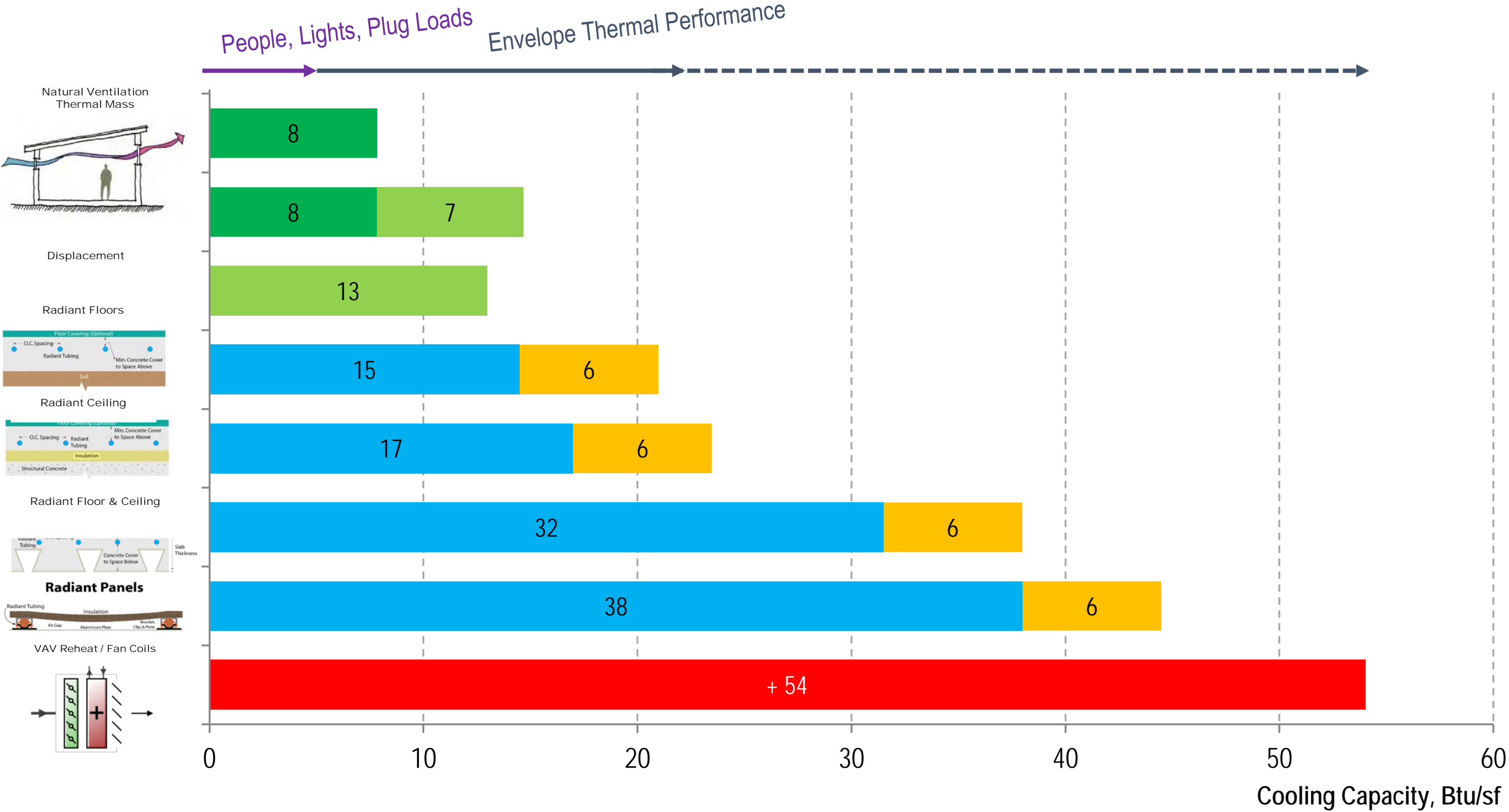
# Peak Solar Reduction due to Shading

Reduced solar gains make radiant cooling possible, without shading air system required.  
Improvements in the envelope reduce solar gains.  
Reductions in solar gains reduces HVAC System size and complexity.



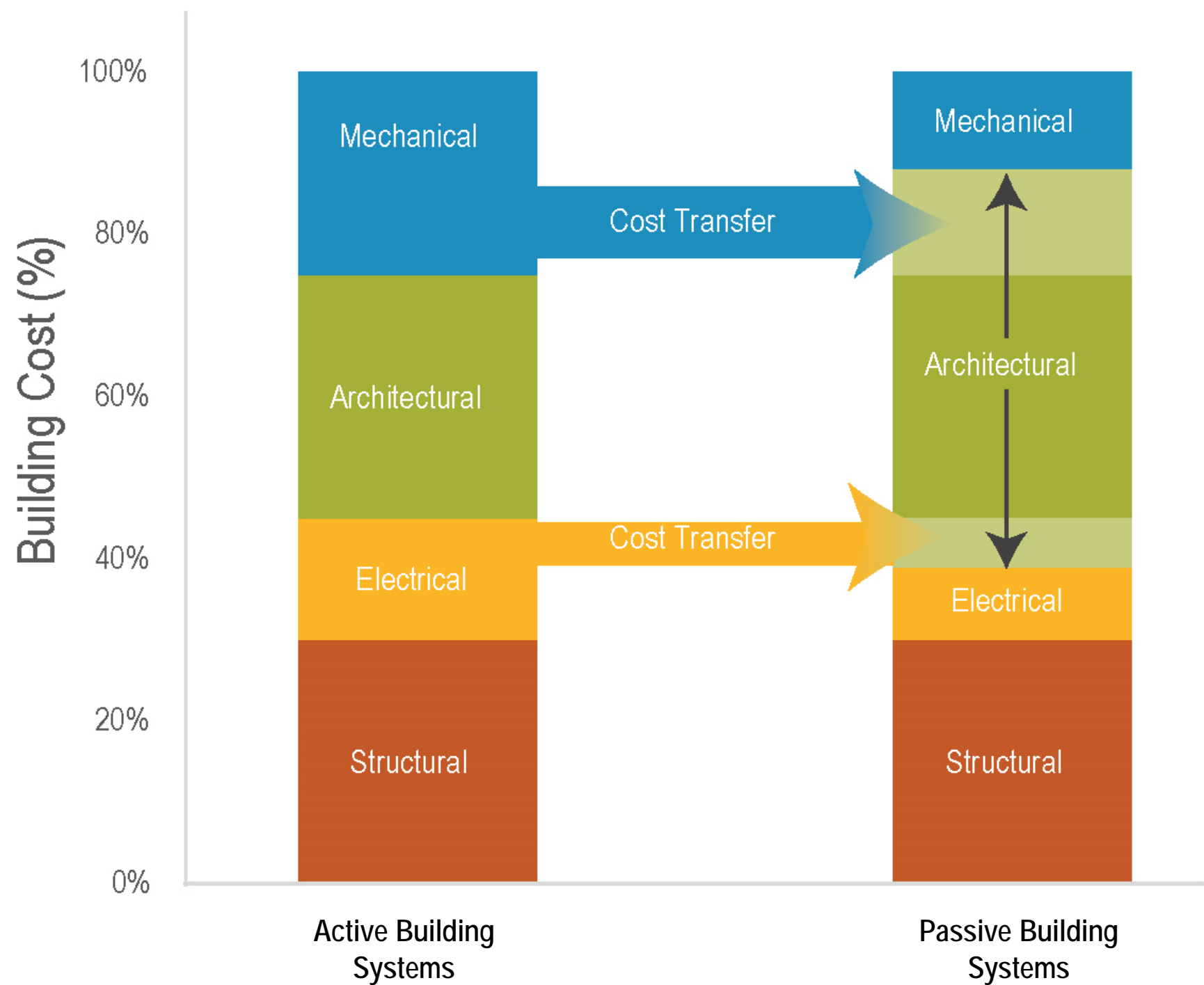


# HVAC System Selection and Envelope Loads



# Cost Transfer Approach

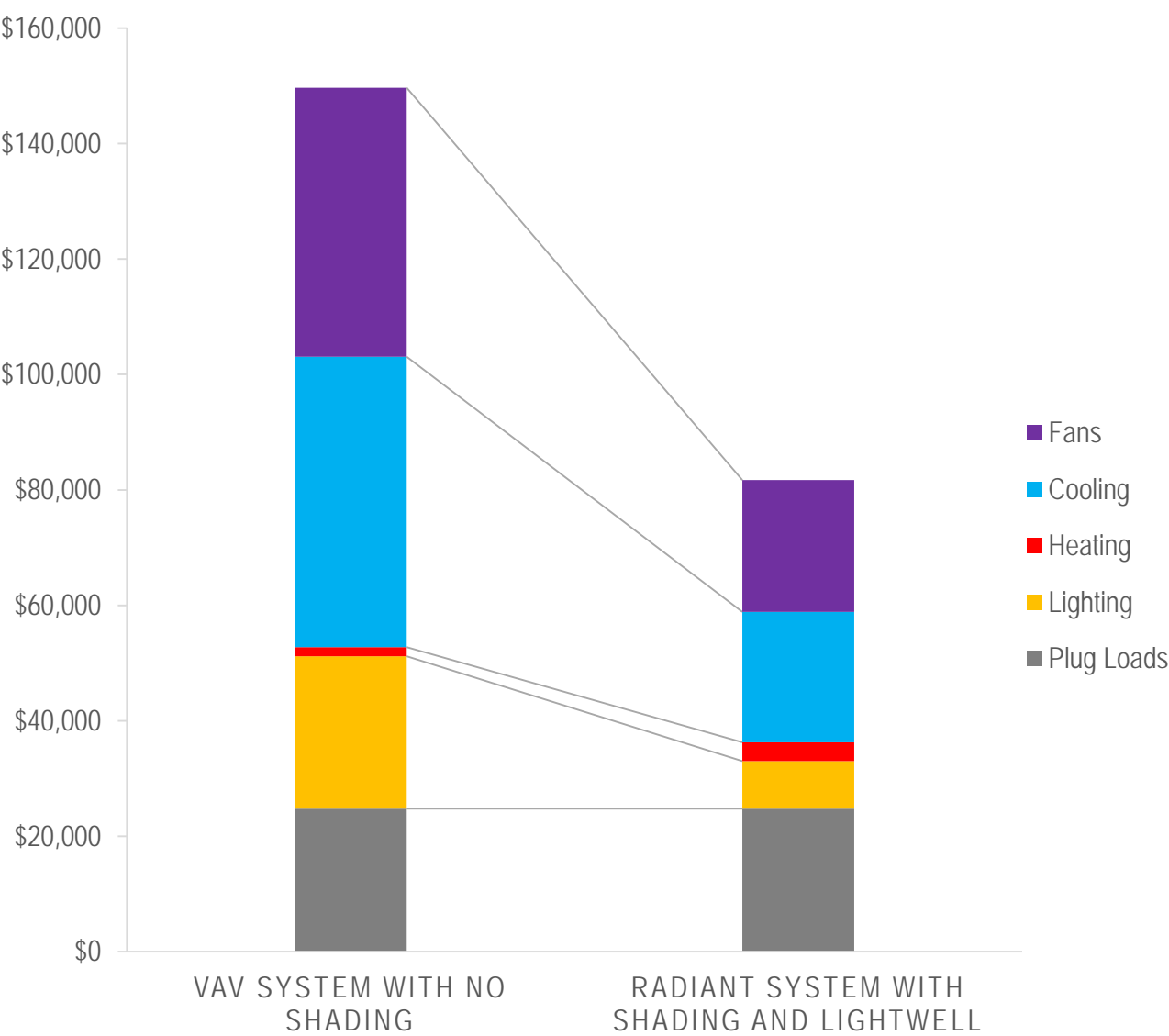
Improvements in the envelope reduce solar gains, which reduce the size and cost of HVAC Systems.



# Energy Performance Cost Savings, High Performance Building vs Normative Building Without Shade Structure

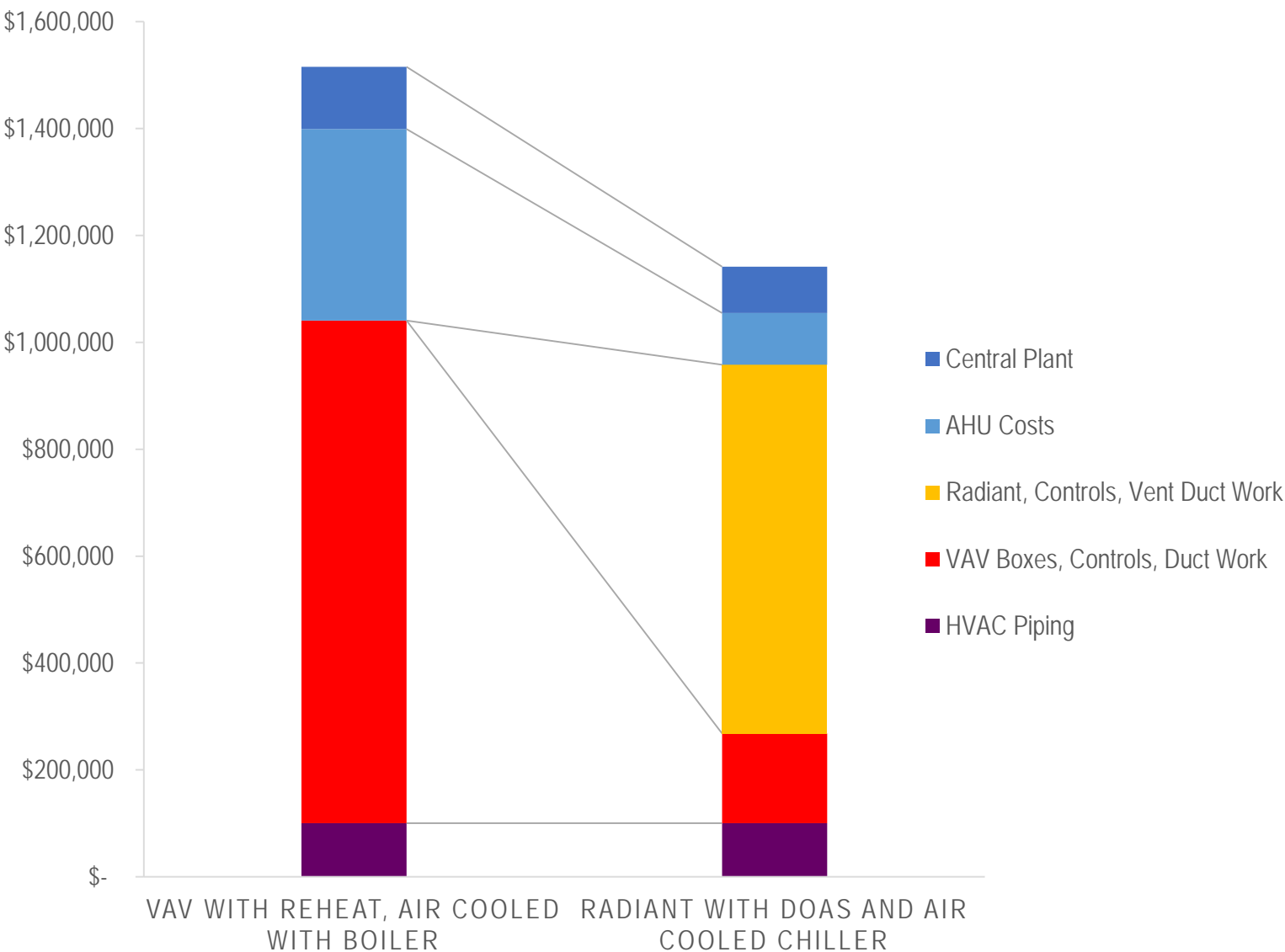
Lower annual energy use, higher likelihood of achieving ZNE

ANNUAL ENERGY COST



\$68,000 Annual Savings

FIRST COST TRANSFER :: MECHANICAL SYSTEMS




\$395,000 One Time Savings




## 04. Sometimes it Only Takes One Simulation

# Daylighting Retrofit Example: Existing Conditions

Section Perspective

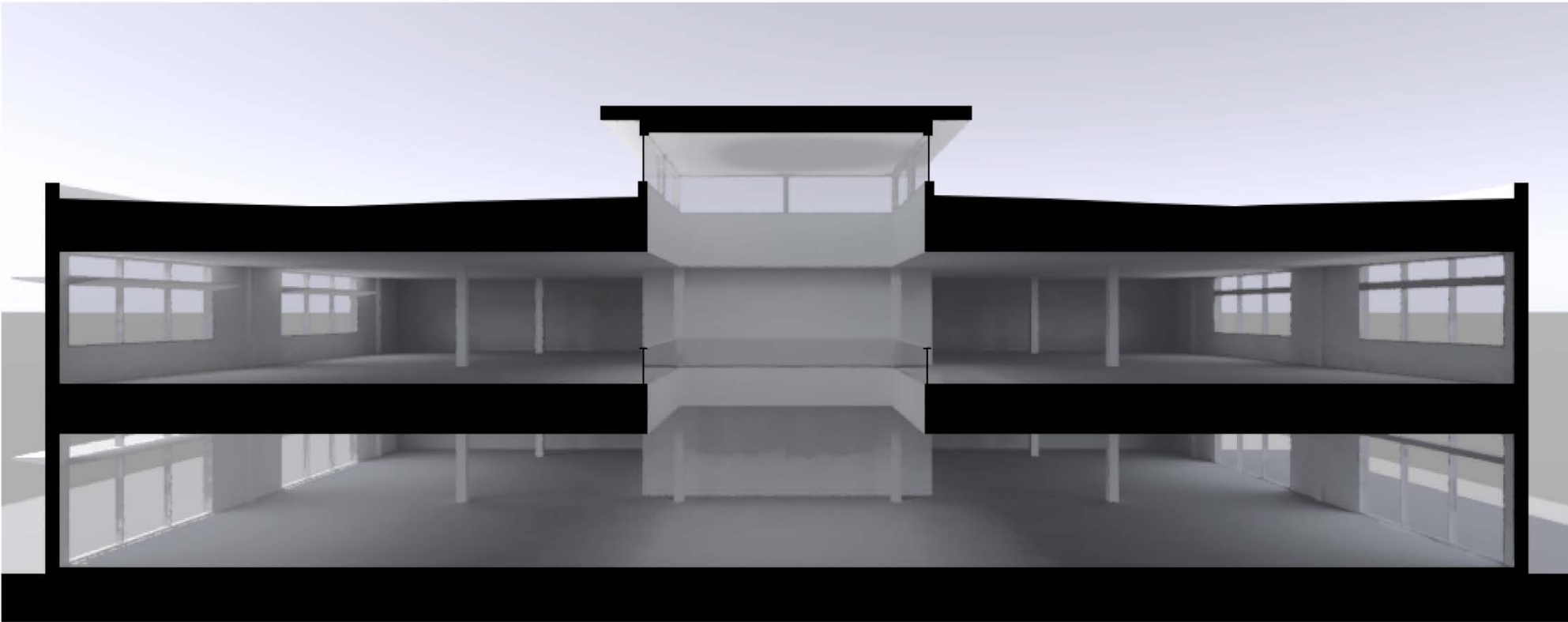


Falsecolor Luminance Map, Surface Brightness

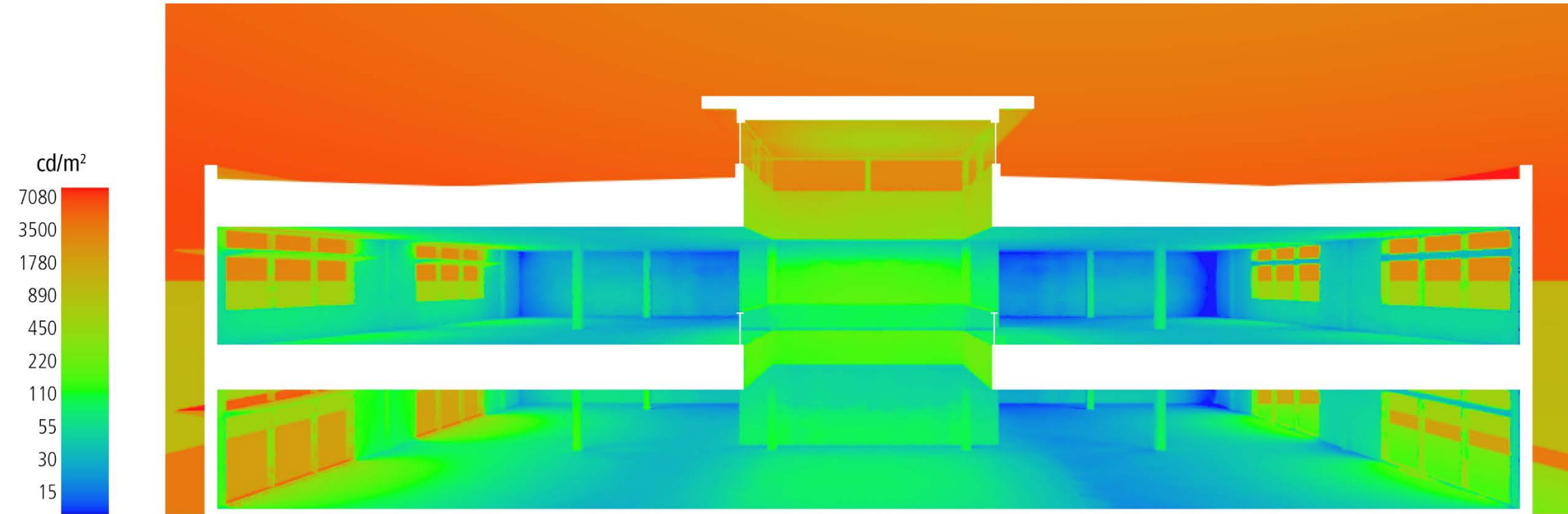


# Daylighting Retrofit Example: Concept Design Moves

Section Perspective



Falsecolor Luminance Map, Surface Brightness



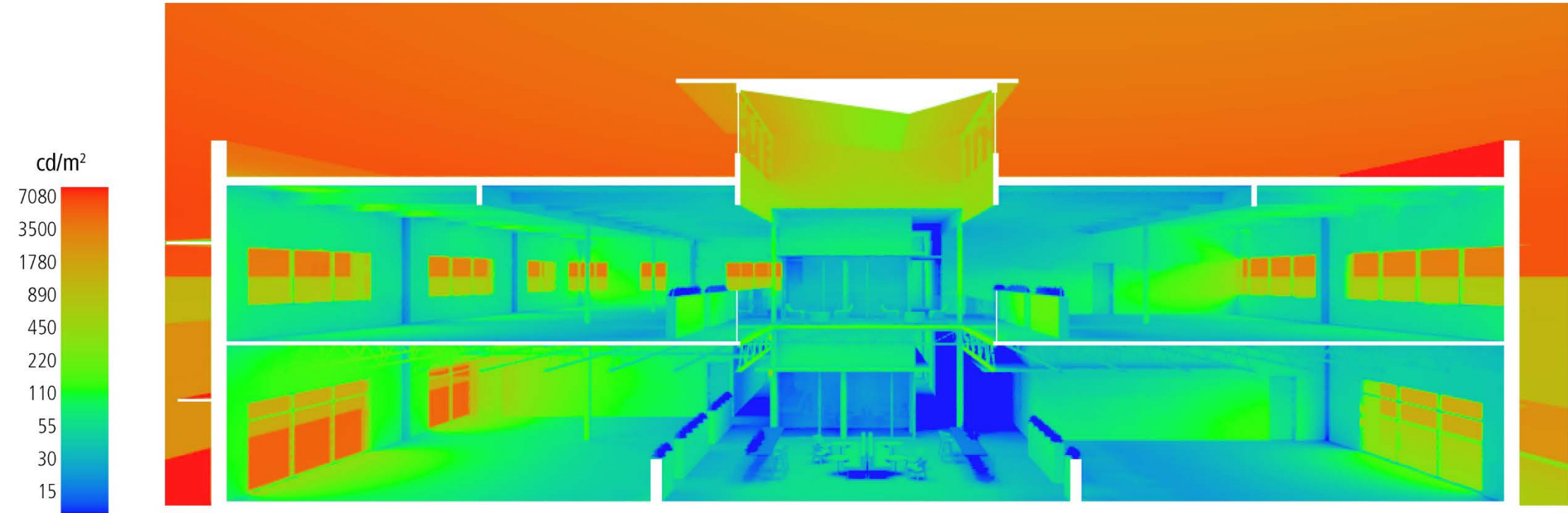


# Daylighting Retrofit Example: Tuned Design

Section Perspective



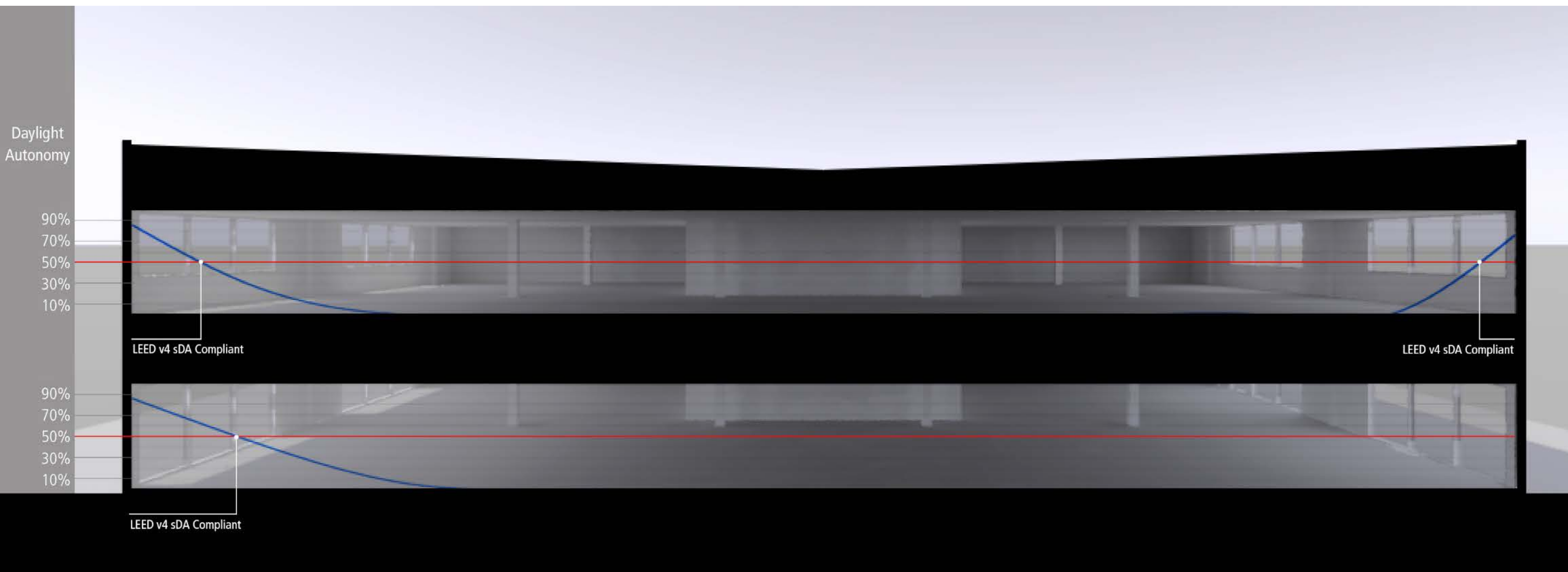
Falsecolor Luminance Map, Surface Brightness



# Daylight Autonomy Studies, Existing Conditions

## Annual, Climate Based Calculation

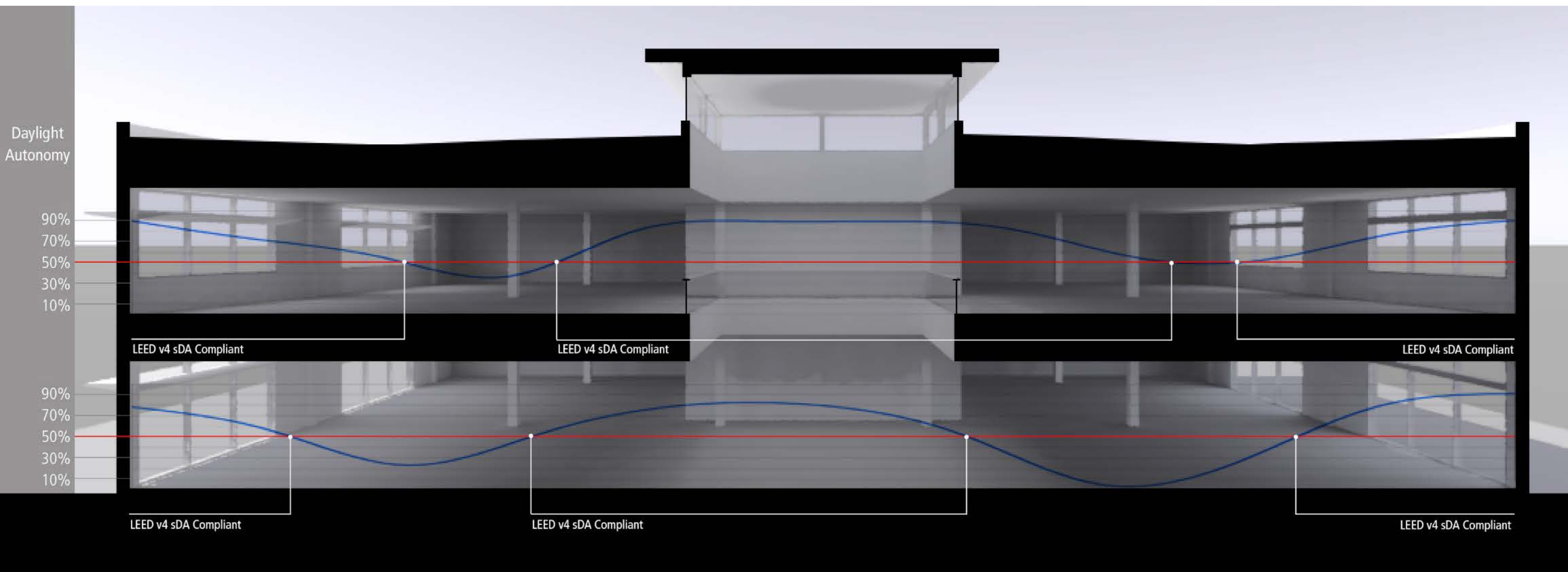
Given a work plane illuminance target, how many occupied hours can function with no electric lighting



# Daylight Autonomy Studies, Proposed Scheme

## Annual, Climate Based Calculation

Given a work plane illuminance target, how many occupied hours can function with no electric lighting



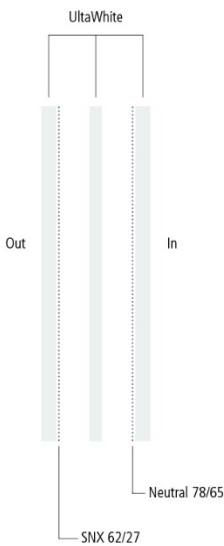


## 05. Transparency?

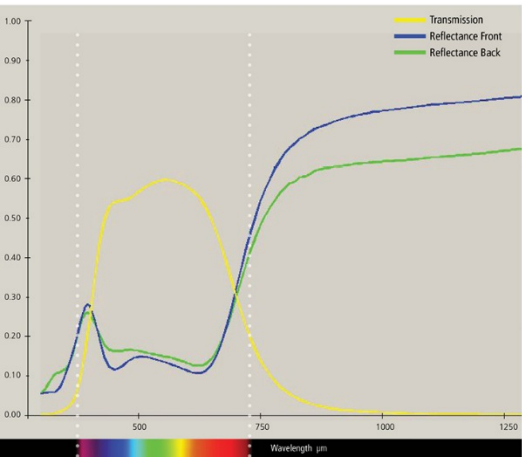
# Glazing Specifications

## Translating Concept Ideas to Reality

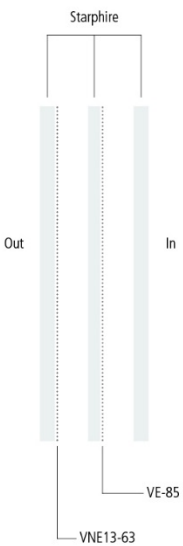
Guardian SNX 62/27 + Neutral 78/65



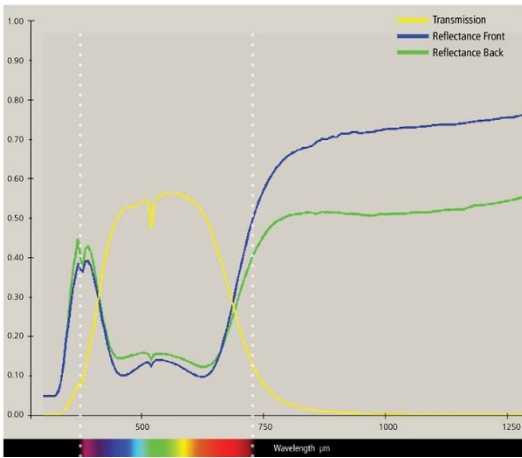
VLT - **0.56**  
SHGC - **0.24**  
U-Value - **0.16**  
Front Face VLR - **0.13**



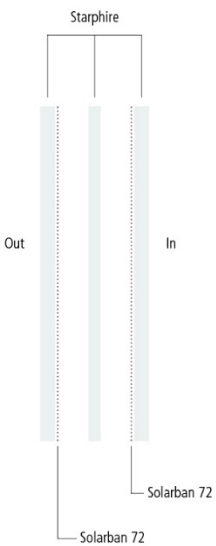
Viracon VNE13-63 + VE-85



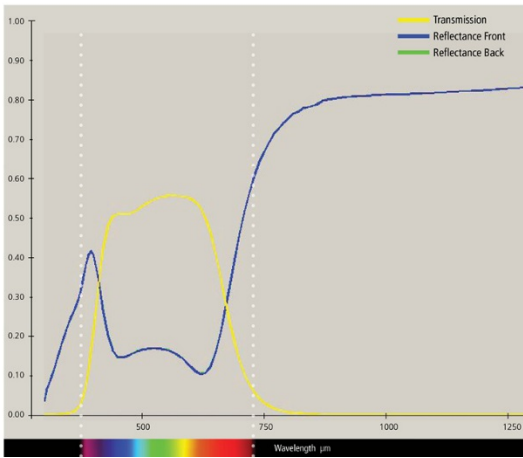
VLT - **0.59**  
SHGC - **0.26**  
U-Value - **0.16**  
Front Face VLR - **0.14**



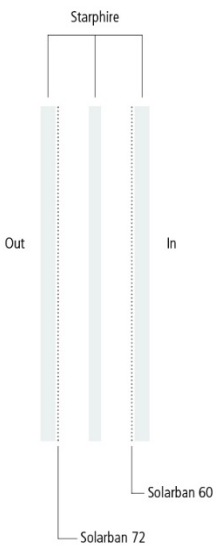
PPG Solarban 72 + Solarban 72



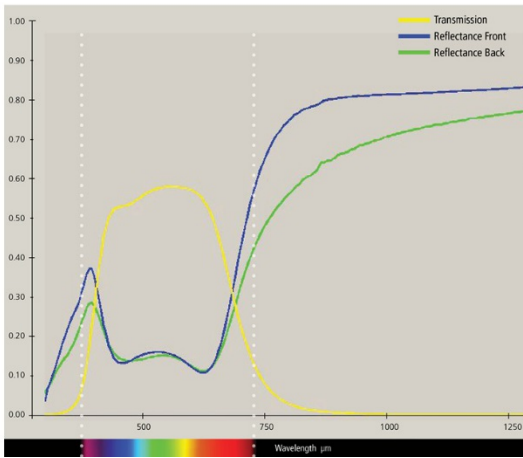
VLT - **0.55**  
SHGC - **0.26**  
U-Value - **0.15**  
Front Face VLR - **0.16**



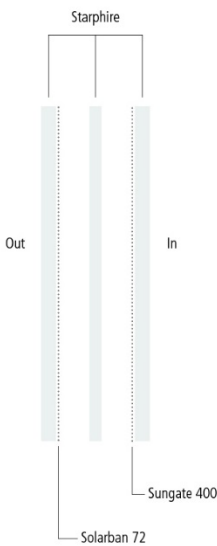
PPG Solarban 72 + Solarban 60



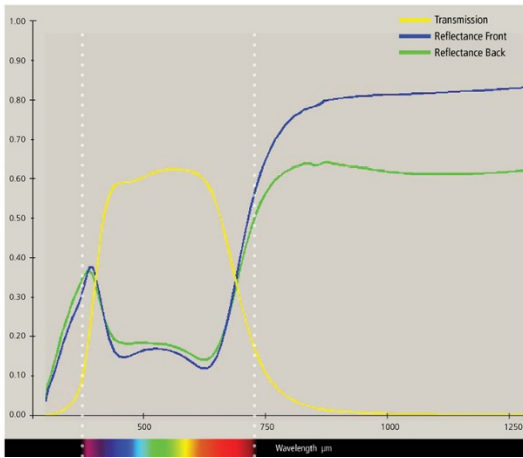
VLT - **0.56**  
SHGC - **0.27**  
U-Value - **0.15**  
Front Face VLR - **0.15**



PPG Solarban 72 + Sungate 400



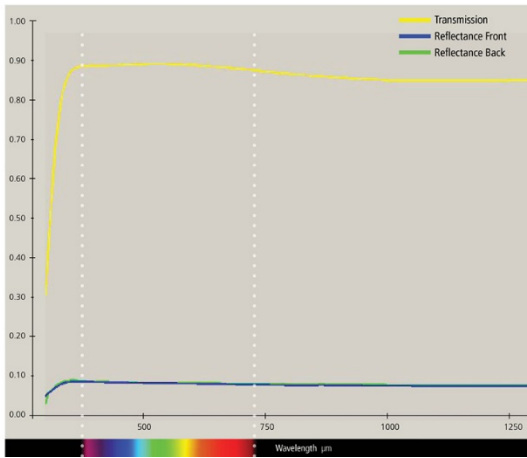
VLT - **0.61**  
SHGC - **0.27**  
U-Value - **0.17**  
Front Face VLR - **0.16**



PPG Single Pane Starphire  
(For Reference Only)



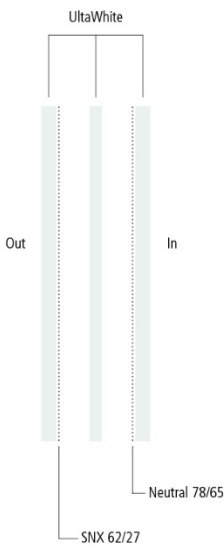
VLT - **0.91**  
SHGC - **0.89**  
U-Value - **1.03**  
Front Face VLR - **0.08**



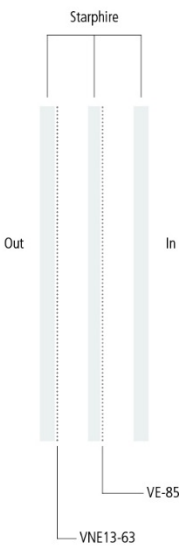
# Glazing Specifications

Translating Concept Ideas to Reality

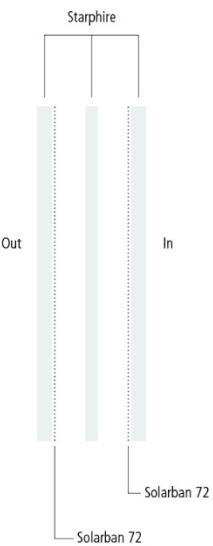
Guardian SNX 62/27 + Neutral 78/65



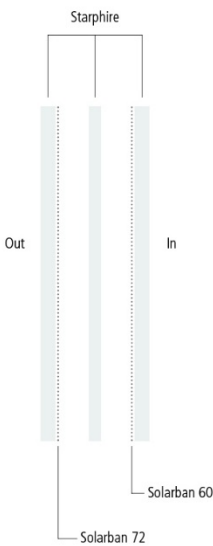
Viracon VNE13-63 + VE-85



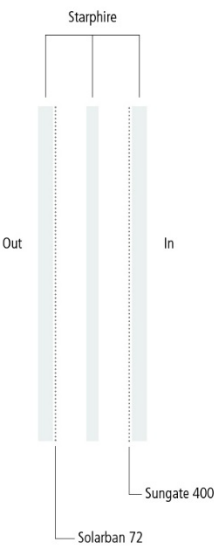
PPG Solarban 72 + Solarban 72




PPG Solarban 72 + Solarban 60



PPG Solarban 72 + Sungate 400



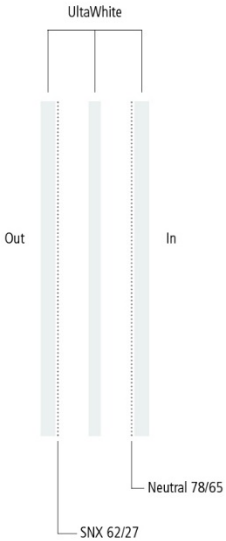




PPG Single Pane Starphire  
(For Reference Only)



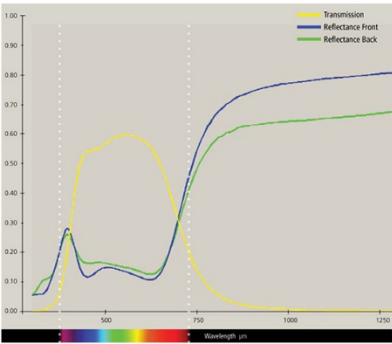


# Guardian SNX 62/27 + Neutral 78/65

## Visualizing Glass Types



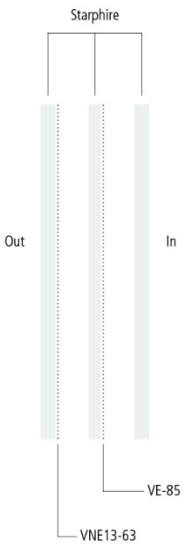




VLT - **0.56**  
SHGC - **0.24**  
U-Value - **0.16**  
Front Face VLR - **0.13**



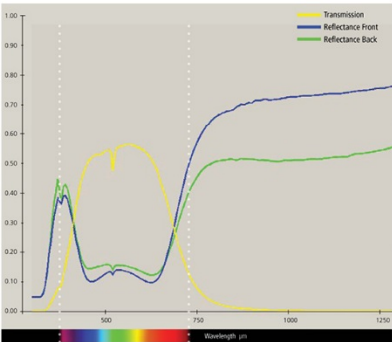


# Viracon VNE13-63 + VE 85

## Visualizing Glass Types



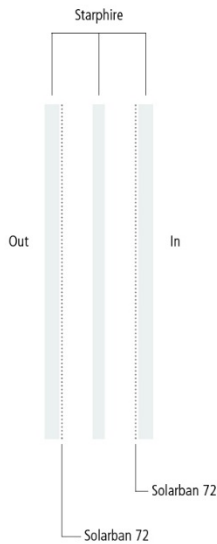



VLT - **0.59**  
SHGC - **0.26**  
U-Value - **0.16**  
Front Face VLR - **0.14**



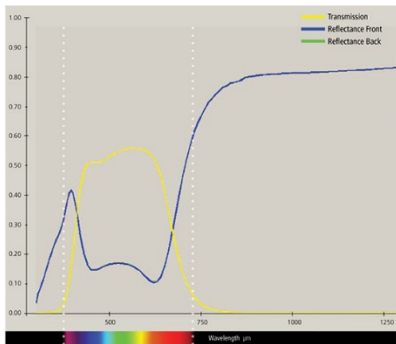


# PPG Solarban 72 + Solarban 72

## Visualizing Glass Types



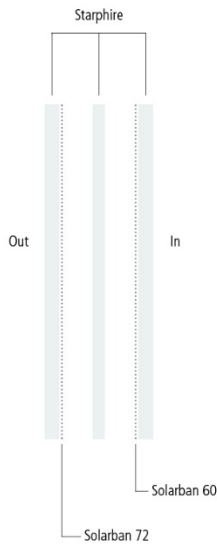




VLT - **0.55**  
SHGC - **0.26**  
U-Value - **0.15**  
Front Face VLR - **0.16**



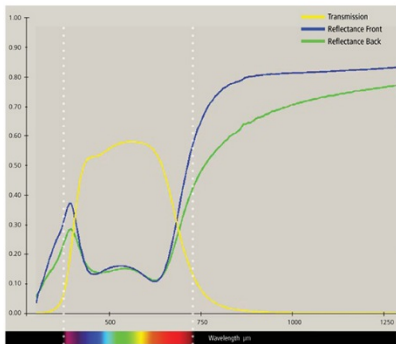


# PPG Solarban 72 + Solarban 60

## Visualizing Glass Types



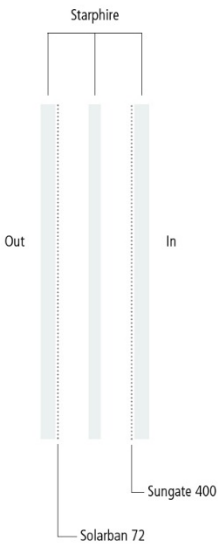




VLT - **0.56**  
SHGC - **0.27**  
U-Value - **0.15**  
Front Face VLR - **0.15**



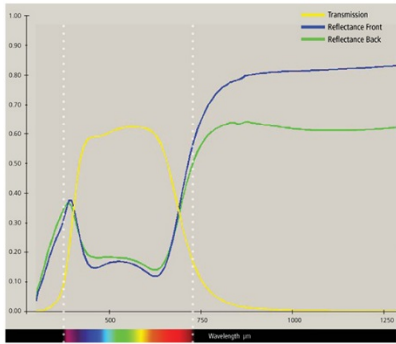


# PPG Solarban 72 + Sungate 400

## Visualizing Glass Types







VLT - **0.61**  
SHGC - **0.27**  
U-Value - **0.17**  
Front Face VLR - **0.16**



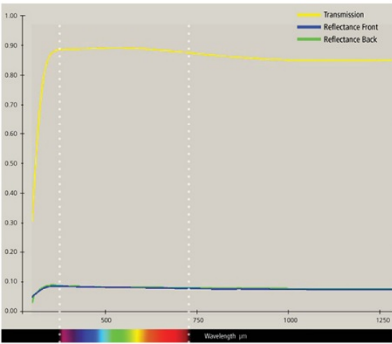


# Single Pane Starphire Low Iron Glass, For Reference

## Visualizing Glass Types




VLT - **0.91**  
SHGC - **0.89**  
U-Value - **1.03**  
Front Face VLR - **0.08**







Bonus - Yet *Another* Convergence!

East Facing Façade in Menlo Park, California



East Facing Façade in Menlo Park, California





# Thank You!

**Mike Martinez** | LEED AP  
Associate | Daylighting Group Lead  
**Integral Group** | 427 13th Street | Oakland CA USA 94612  
Direct [510.457.0107](tel:510.457.0107)  
Office [510.663.2070](tel:510.663.2070) x2007  
[mmartinez@integralgroup.com](mailto:mmartinez@integralgroup.com)  
**Trust** | Nurture | **Inspire**