

A Proposal for Reusable Radiance Workflows

Mostapha Sadeghipour Roudsari
Ladybug Tools

`mostapha@ladybug.tools`

18th International Radiance Workshop
22 August 2019, New York

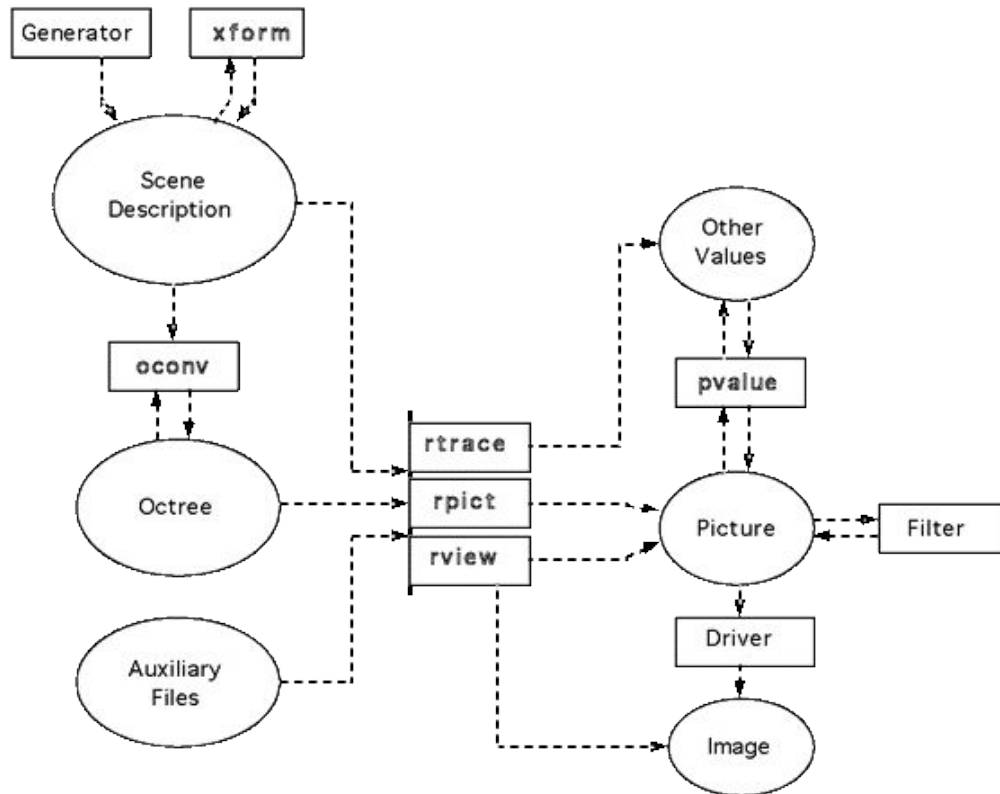


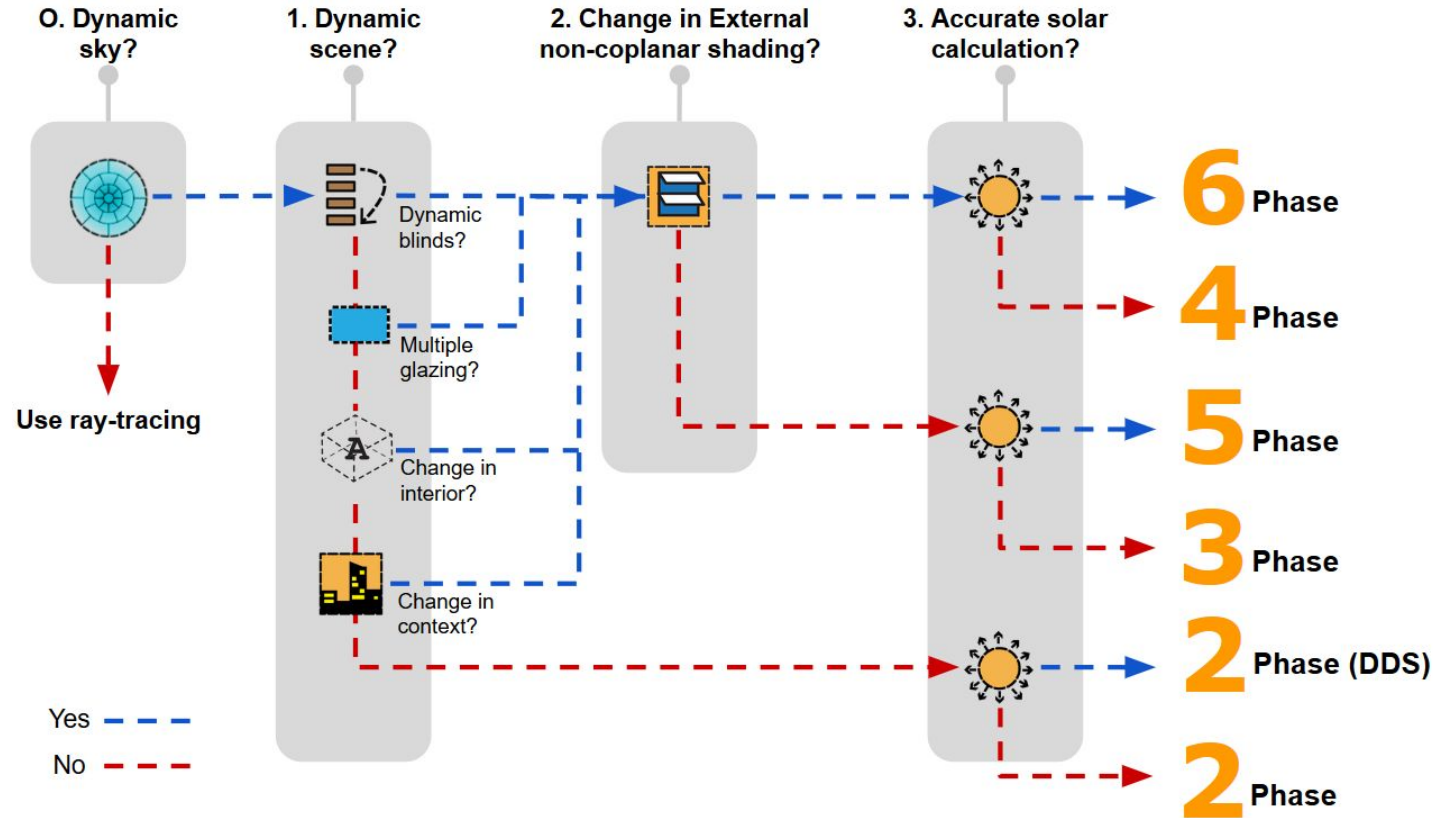
You should know if:

- You ever had to re-use a Radiance model generated by **someone else**.
- You ever had to re-use a Radiance model for a **matrix-based** daylight simulation
- You ever had to go through Radiance tutorials. Especially the ones by **Andy** ;)
- You were here yesterday for **David's** tutorial

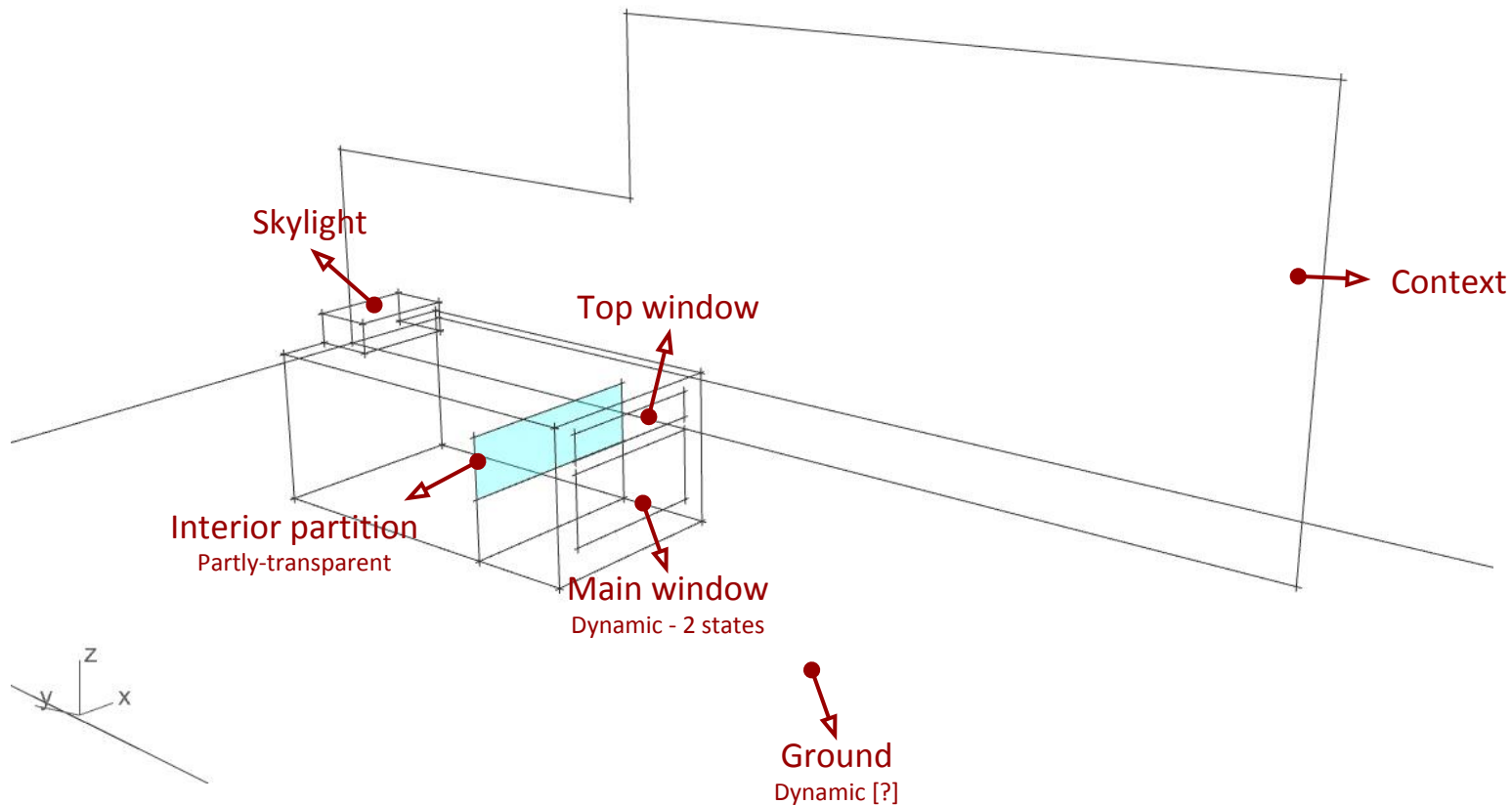


- There is no standard practice.
- It makes it hard to share and reuse the models. As a result, you cannot execute a Radiance folder generated by one interface with another interface.
- It makes it challenging to validate a model for a certain type of study.
- It's almost impossible to validate the model without opening every single file manually.
- ...





A Simple Radiance Model





Create a multiphase project from input radiance files #155

[Edit](#)[New issue](#)

mostaphaRoudsari opened this issue on Jul 15, 2017 · 0 comments



mostaphaRoudsari commented on Jul 15, 2017

Member



This is not going to be part of the initial release but since I can't stop thinking about this! This will be the point that honeybee meets the advanced radiance users **who won't use honeybee[+] (or anything else in that sense) since they can do all they need with bash.**

We need a utility to take input radiance files and create a ready to go multi-phase folder. The only part that is currently missing is adding radiance input file parser, which we already have in the legacy version. Here is how I think it will work.

```
class FivePhaseGridBased(ThreePhaseGridBased):
    """ ... """
    @classmethod
    def fromRadianceFiles(cls, radianceFiles, windowGroupNames, states, *args, **kwargs):
        """Creates the recipe from radiance input files.
```

Assignees



No one—assign yourself

Labels



wish

Projects



None yet

Milestone



refactor recipes



Hi There! Please [Sign In](#)

[Tags](#) [Users](#) [Badges](#)

ALL UNANSWERED

Search or ask your question



ASK YOUR QUESTION



What is the (Current) State of the OpenStudio Radiance Measure?



openstudio-measure

radiance

openstudio-sdk

Searching for documentation

- I went through the official user documentation **which is really short**, only these two documents: [Radiance Tutorial](#) and [Radiance Reference Guide](#).
- I pretty much went through all the Youtube videos I could find on NREL's channel about Radiance (a list is [here](#))
- I also looked at quite a few questions about daylight and openstudio on UnmetHours.

Yet I still have many questions and/or concerns about the Radiance Measure.

I know this isn't the original intent of UnmetHours, but I feel like a global post (like community wiki) would be helpful, so pardon me for asking multiple things in this thread.

asked Jun 25 '18



Julien Marrec
22896 • 11 • 55
<http://www.effibem.com/>

updated Jun 26 '18

Now Hiring!



[Apply here](#) to join our team

Training Workshops



EnergyPlus

[Denver, September 23-24](#)



What if we start using a **standard folder structure** to describe the Radiance model?

+

Separate **input data** from **workflow description**
and from **workflow execution**



This is a proposal!



STADIC - Full Building Daylight Modeling

Richard Mistrick, Penn State
Craig Casey, Penn State & Lutron Electronics
Sarith Subramaniam, Penn State





Background

- Annual simulations will soon be the norm.
- Codes and rating systems (such as LEED) are beginning to require or encourage annual performance modeling of energy as well as the evaluation of recently developed annual daylight metrics (DA, sDA, ASE, etc.).
- Many spaces include complex geometry and, in most cases, require simulation and operation of shades or blinds (i.e., complex fenestration systems, CFS).
- BSDF's simplify modeling of complex fenestration.
- Summary - Simulations are getting complex and new tools are necessary.





Recent Radiance Developments

- rfluxmtx
- gendaymtx
- rcontrib
- 3-phase and 5-phase simulations with BSDF's
- . . . and others

Putting these all together for a real project can become complicated and time consuming.





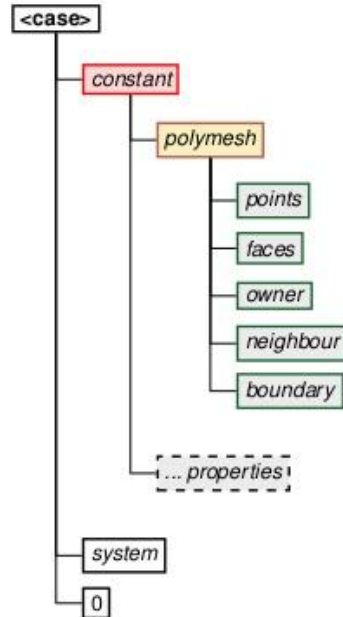
STADIC Development

- Goal – To generate a daylight simulation manager for Radiance, and an accompanying input data file structure, that serve both Radiance users and software developers.
- Simulations should apply only standard Radiance binaries.
- Input data is extensive. What file structure should be used to describe the following?
 - A building's collection of spaces
 - The electric lighting in each space
 - The daylight elements, specified as window groups, with their shading elements
 - Control of the shades and the electric lighting
 - The simulations to be performed
- A JSON formatted input file was selected.





Directory structure



1. *constant*:

This directory contains the information which remains constant throughout the simulation. It contains the following:

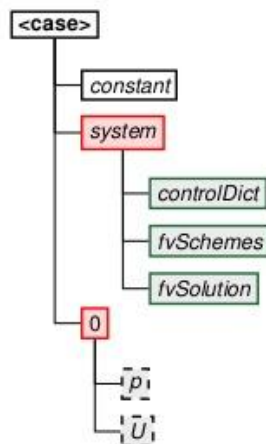
1.1 *polymesh*:

Contains all the mesh information including:

- (a) *points* → nodal positions
- (b) *faces* → face connectivities
- (c) *owner* → owner cell labels
- (d) *neighbour* → neighbour cell labels
- (e) *boundary* → boundary information

1.2 *...properties*:

Files which specify **physical properties** for a particular application eg. gravity, viscosity, thermal properties etc.



2. *system*:

This directory contains all the parameters associated with the solution procedure. It contains at least the following files:

2.1 *controlDict*:

Specifies the **run control parameters** such as start/end time, time step, write interval etc.

2.2 *fvSchemes*:

Contains the **finite volume discretisation schemes** used for the solution procedure such as spatial and temporal discretisations.

2.3 *fvSolution*:

Contains equation solvers, algorithm controls and tolerances for the implicit solvers.

3. *0*:

The '0' directory corresponds to zero time. It contains the **initial and boundary conditions** for variables (ie. pressure p , velocity U) in individual files.



```
blockMesh [project folder]
```

```
snappyHexMesh [project folder]
```



```
daylight-factor [project folder]
```

```
five-phase [project folder] --view back_view.vf
```



RAD

[NAME](#)
[SYNOPSIS](#)
[DESCRIPTION](#)
[EXAMPLES](#)
[FILES](#)
[AUTHOR](#)
[BUGS](#)
[SEE ALSO](#)

NAME

rad - render a RADIANCE scene

SYNOPSIS

rad [*-s*] [*-n* | *-N npr*] [*-t*] [*-e*] [*-V*] [*-w*] [*-v view*] [*-o device*] **rfile** [**VAR=value ..**]

DESCRIPTION

Rad is an executive program that reads the given *rfile* and makes appropriate calls to *oconv(1)*, *mkillum(1)*, *rpict(1)*, *pfilt(1)*, and/or *rvu(1)* to render a specific scene. Variables in *rfile* give input files and qualitative information about the rendering(s) desired that together enable *rad* to intelligently set parameter values and control the simulation.

Normally, commands are echoed to the standard output as they are executed. The *-s* option tells *rad* to do its work silently. The *-n* option tells *rad* not to take any action (ie.



DAYFACT

[NAME](#)
[SYNOPSIS](#)
[DESCRIPTION](#)
[AUTHOR](#)
[ACKNOWLEDGEMENT](#)
[SEE ALSO](#)

NAME

`dayfact` - compute illuminance and daylight factor on workplane

SYNOPSIS

`dayfact` [falsecolor options]

DESCRIPTION

Dayfact is an interactive script for computing workplane illuminance, and daylight factors and potential daylight savings using *rtrace(1)*. The script *falsecolor(1)* is then used to draw contour lines on the resulting Radiance picture.

AUTHOR

Greg Ward

ACKNOWLEDGEMENT

Work on this program was initiated and sponsored by the LESO group at EPFL in Switzerland.



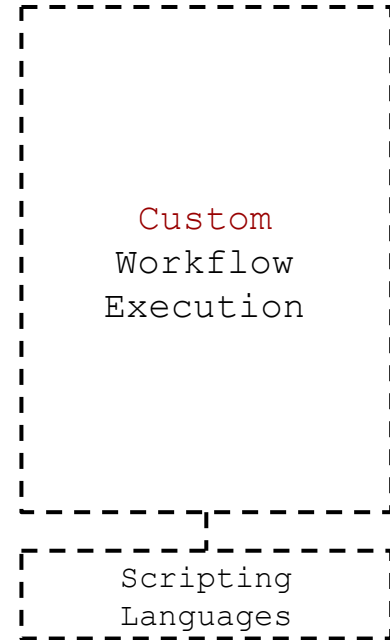
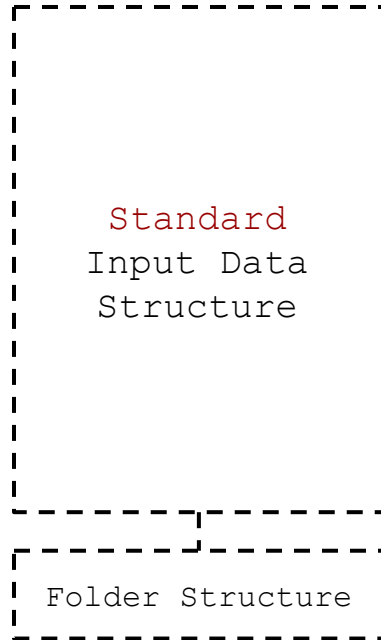
1. Who is going to implement the commands?
2. How to ensure several implementation of the same command?
3. ...



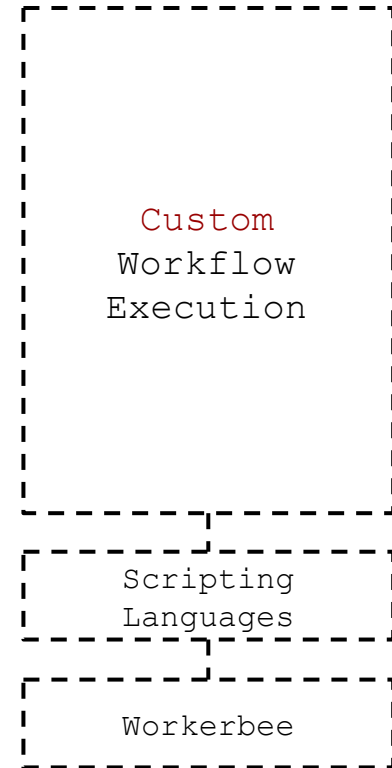
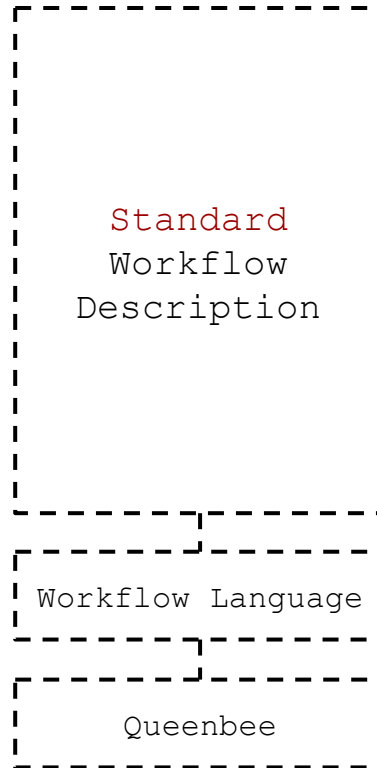
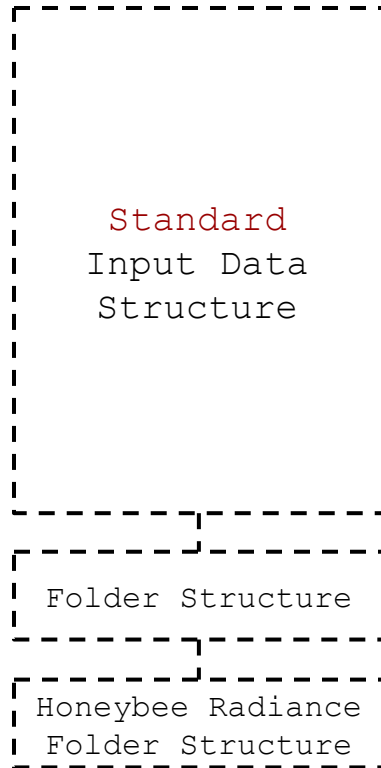
Input Data
Structure

Workflow
Description

Workflow
Execution



Proposal - Separation of concerns

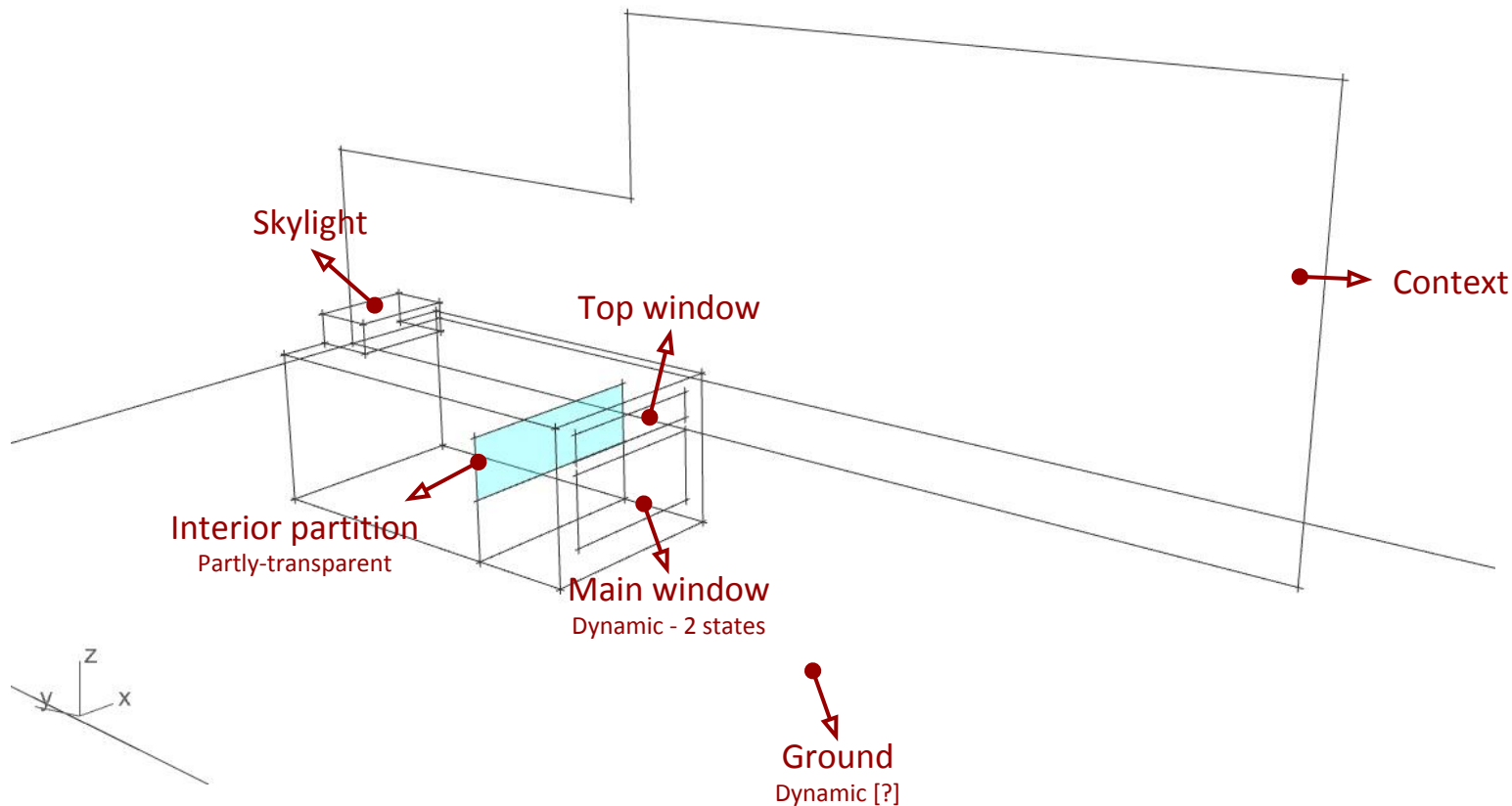




1. Radiance Folder Structure

<http://github.com/ladybug-tools/radiance-folder-structure>







Radiance Folder Structure

<http://github.com/ladybug-tools/radiance-folder-structure>






1. Mixture of folders and small YAML / JSON files
2. Flexible to support simple and advanced workflows
3. Supports dynamic models
4. Possible to create manually
5. Possible to generate programmatically



AUTOMATE



ALL THE THINGS



Honeybee Radiance Folder

<http://github.com/ladybug-tools/honeybee-radiance-folder>





2. Queenbee - Workflow Language

<http://github.com/ladybug-tools/queenbee>





**"[Workflow language] is a way to describe
command line tools and connect them together
to create workflows."**



“[It] is a specification and not a specific piece of software, tools and workflows described using [WL] are portable across variety of platforms that support the language standard.”



```
#!/usr/bin/env cwl-runner
```

```
cwlVersion: v1.0  
class: CommandLineTool  
baseCommand: echo  
inputs:  
  message:  
    type: string  
    inputBinding:  
      position: 1  
outputs: []
```



```
# The following workflow executes a diamond workflow
#
#   A           A: Create Octree
#  /  \
# B    C       B: Raytrace for sensor, C: Raytrace for view
#  \  /
#   D           D: Results post-processing
```

```
apiVersion: argoproj.io/v1alpha1
kind: Workflow
metadata:
  generateName: dag-diamond-
spec:
  entrypoint: diamond
```



```
[ ... ]
templates:
- name: diamond
  dag:
    tasks:
      - name: A-create-octree
        template: echo
        arguments:
          parameters: [{name: message, value: creating octree}]
      - name: B-sensor-ray-tracing
        dependencies: [A-create-octree]
        template: echo
        arguments:
          parameters: [{name: message, value: B-sensor-ray-tracing}]
```



[...]

- *name: C-view-ray-tracing*
 dependencies: [A-create-octree]
 template: echo
 arguments:
 parameters: [{name: message, value: C-view-ray-tracing}]
- *name: D-postprocessing*
 dependencies: [B-sensor-ray-tracing, C-view-ray-tracing]
 template: echo
 arguments:
 parameters: [{name: message, value: D-post-processing}]



[...]

- *name: echo*

 - inputs:*

 - parameters:*

 - *name: message*

 - container:*

 - image: alpine:3.7*

 - command: [echo, "{{inputs.parameters.message}}"]*



Queenbee - Workflow Language

<http://github.com/ladybug-tools/queenbee>

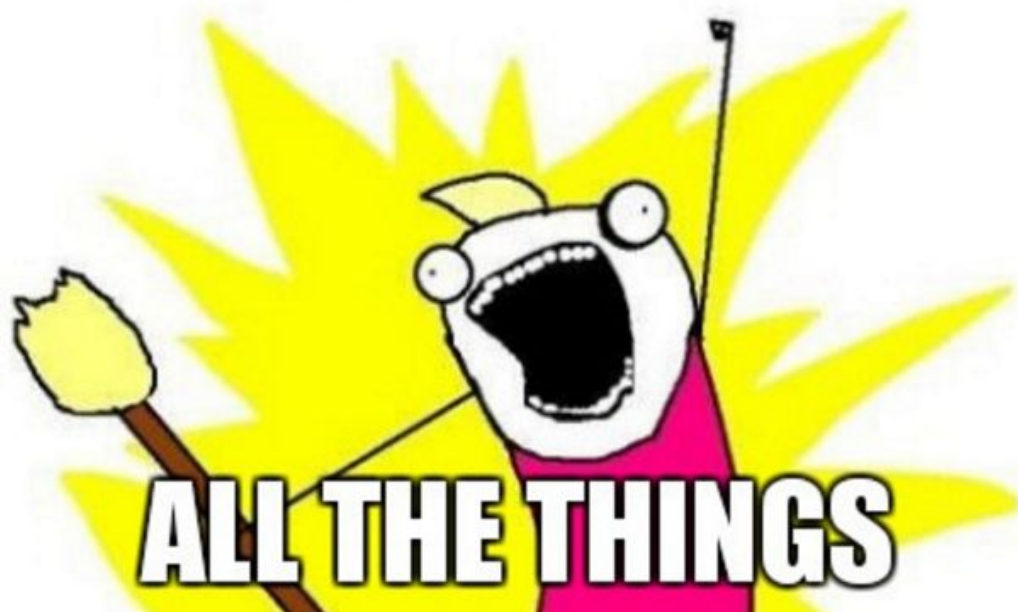




1. A language to define workflows
2. Supports local execution and using containers
3. Human readable!
4. Possible to create and modify manually
5. Using OpenAPI for documentation schemas
6. Possible to generate programmatically
7. Possible to visualize and validate!



AUTOMATE



ALL THE THINGS



honeybee-radiance-workflow

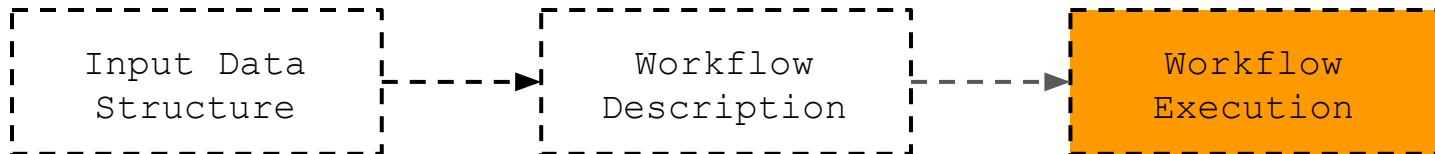
A Collection of Queenbee Workflows for Radiance

<http://github.com/ladybug-tools/honeybee-radiance-workflow>



3. Workerbee - Workflow Executor

<http://github.com/ladybug-tools/workerbee>

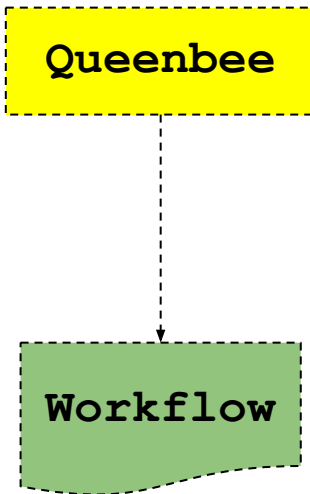


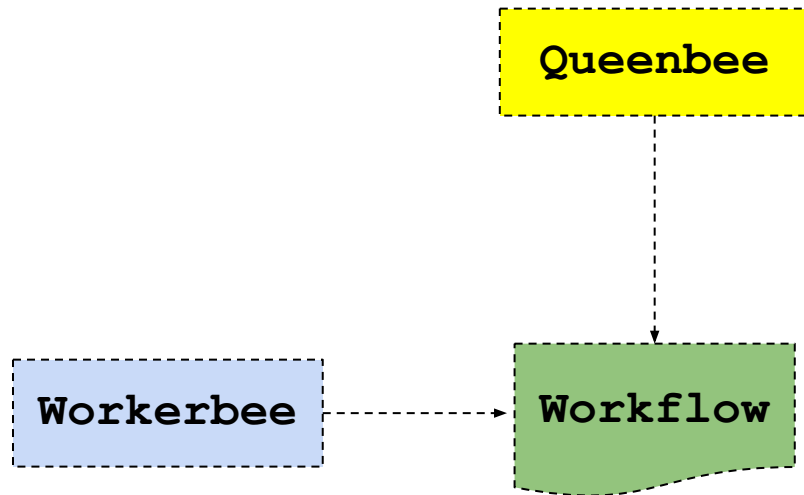
In a couple of months from now

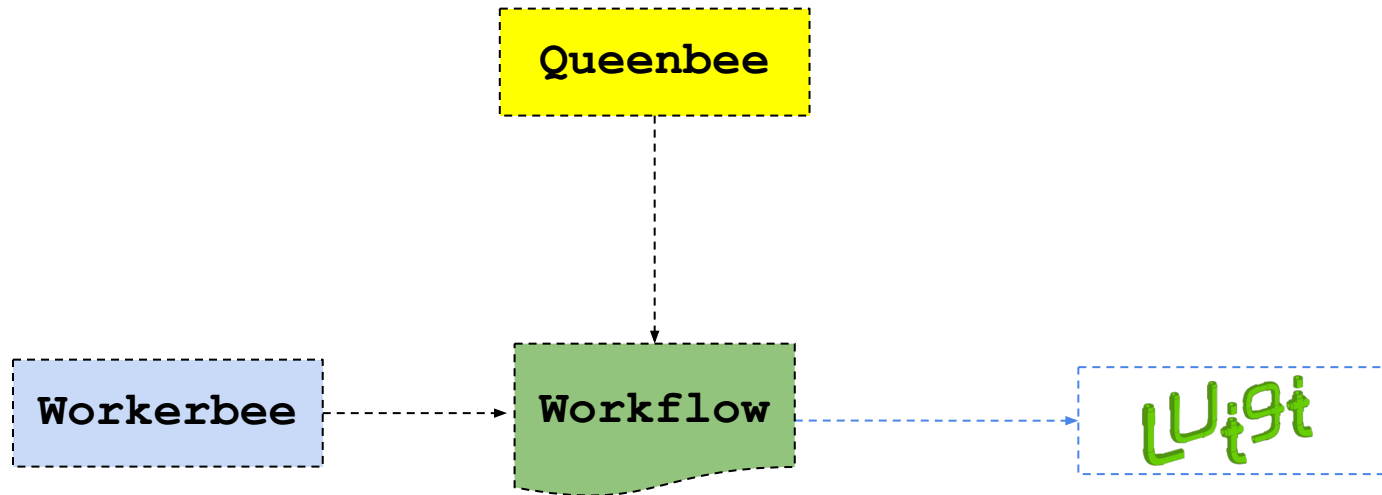


```
queenbee validate five-phase.yaml [project folder]
```

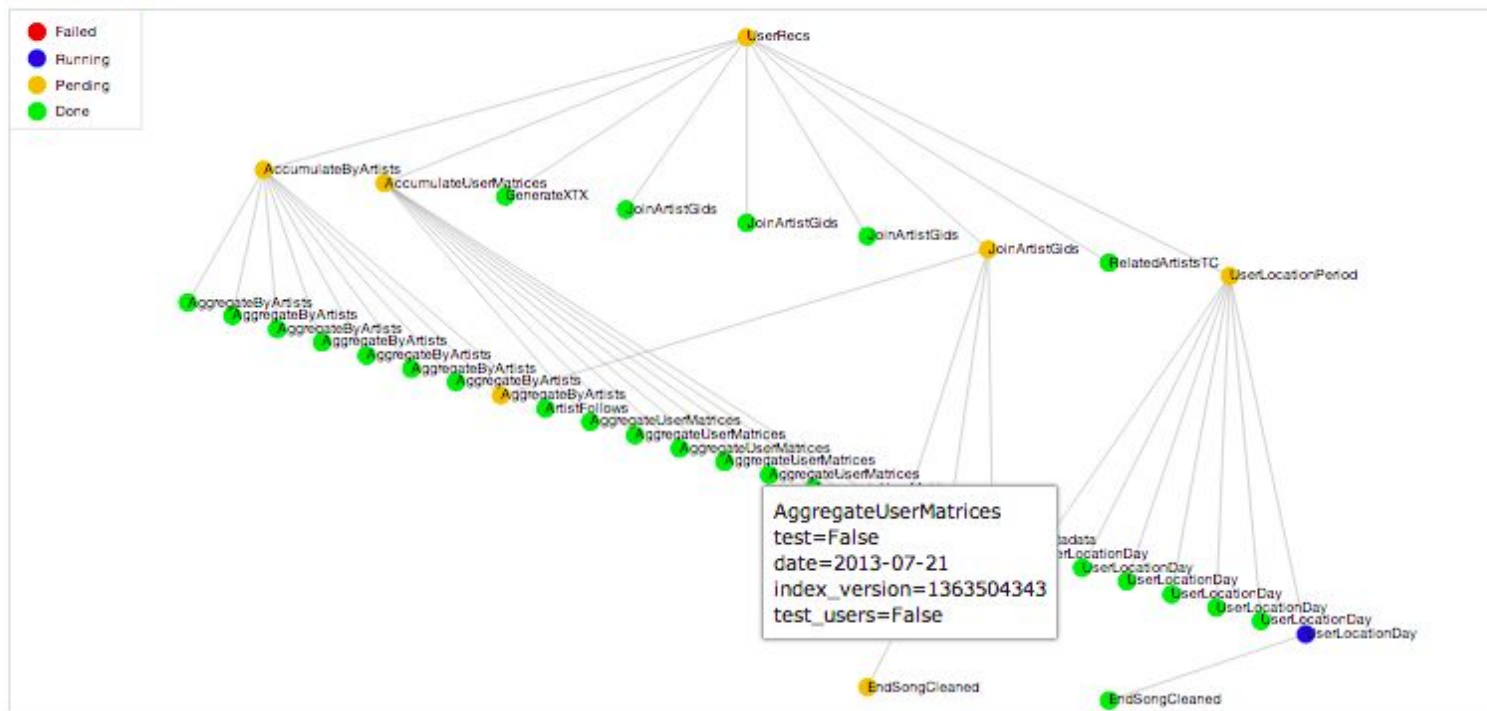
```
workerbee luigi five-phase.yaml [project folder] --view back_view.vf
```

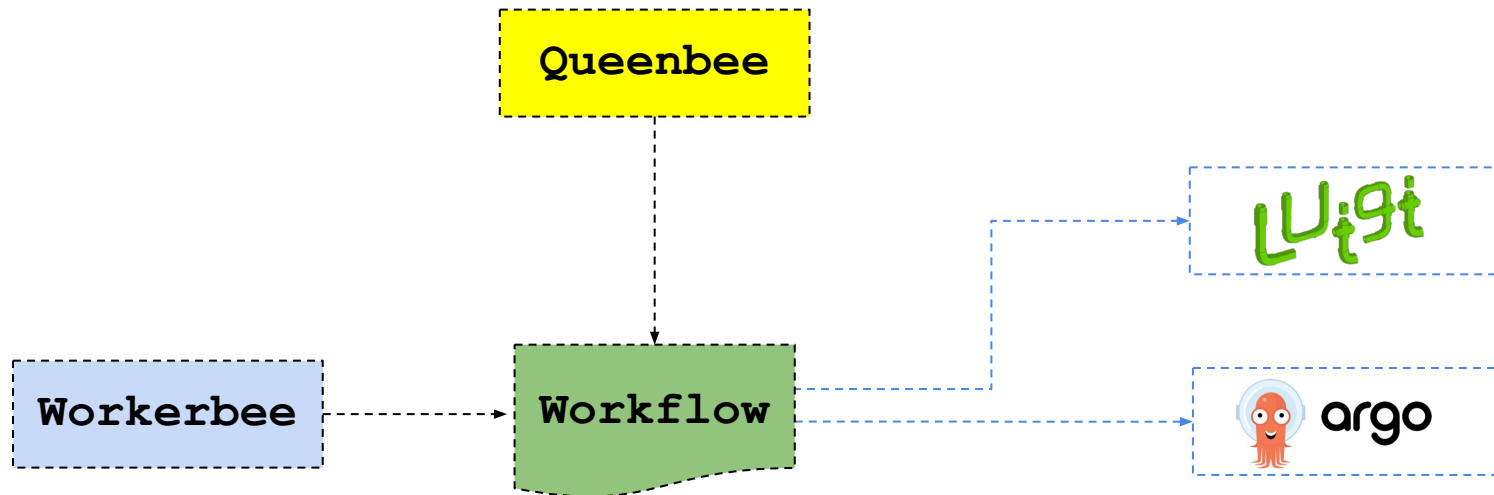






Workerbee: Execute workflows locally



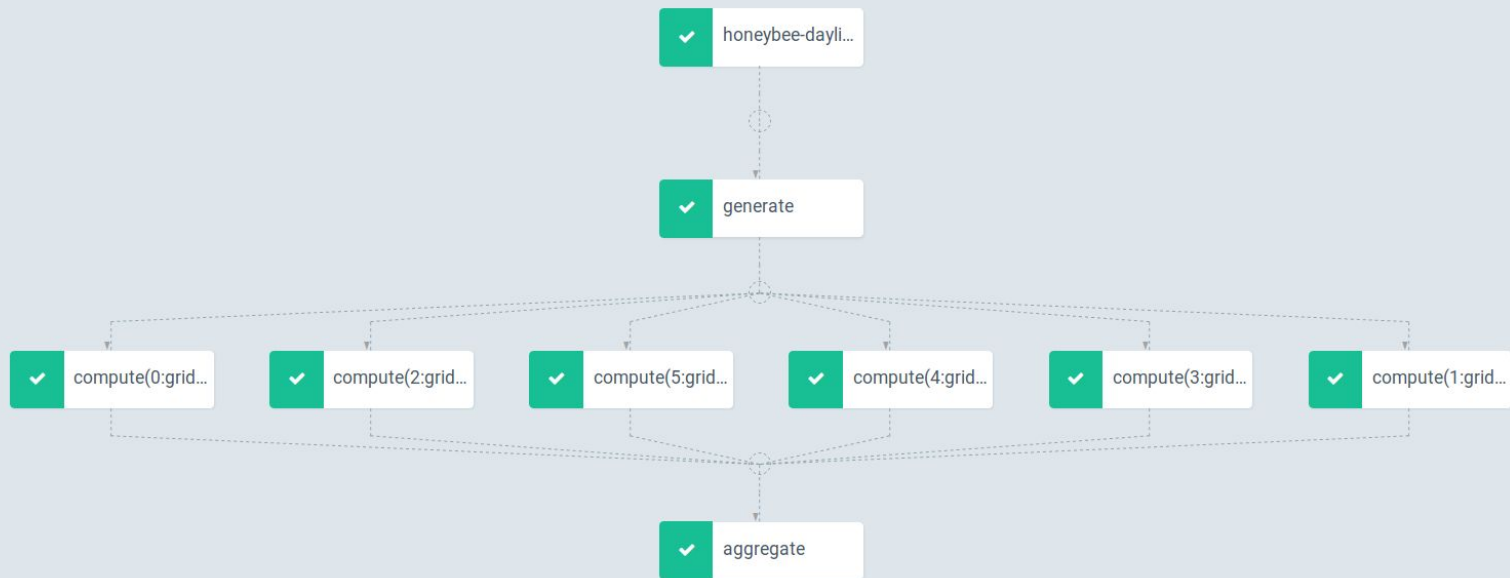


Workerbee: Execute workflows on cloud



WORKFLOW DETAILS

Workflows / honeybee-daylight-factor-tz8bf

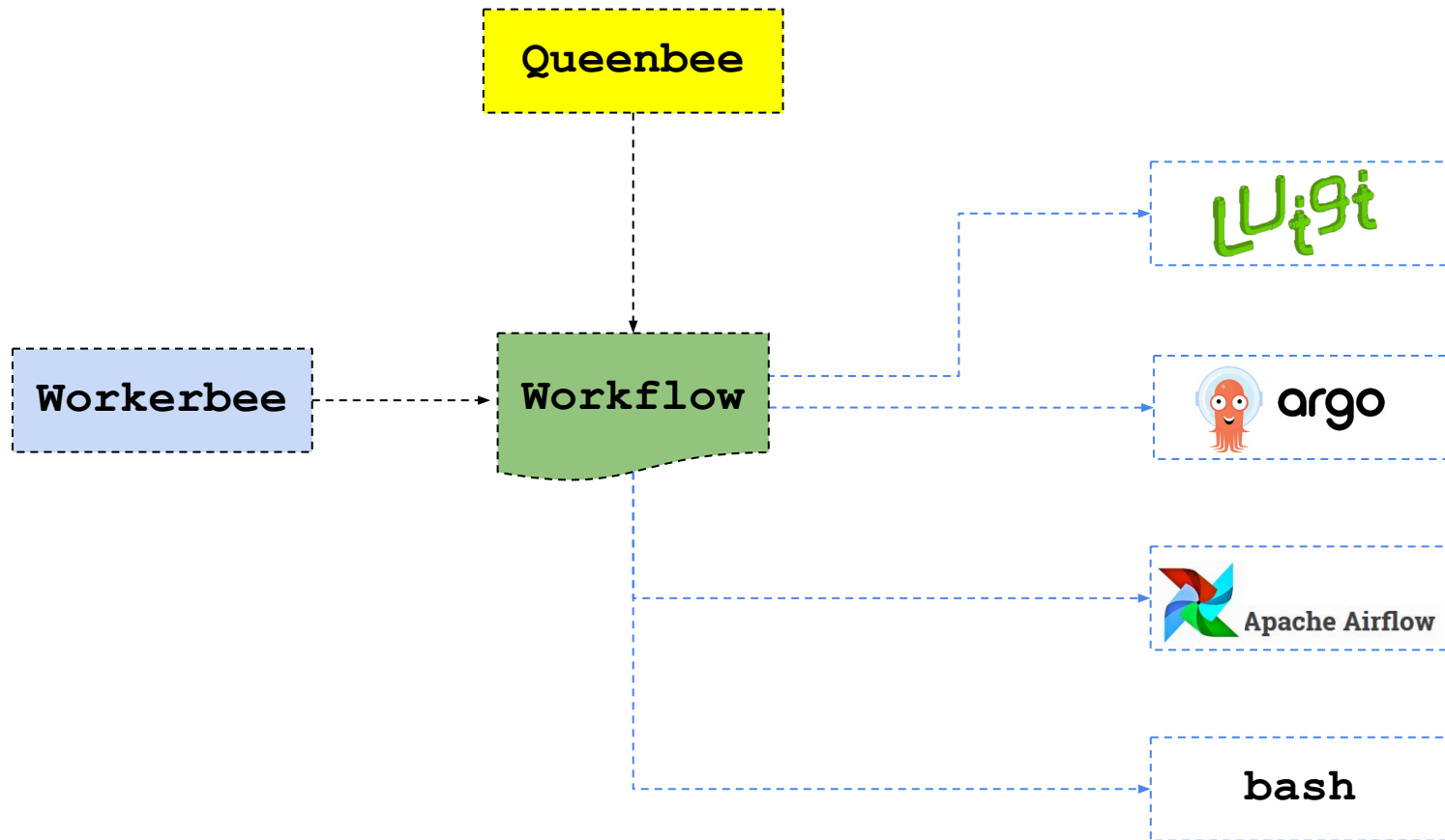




**AUTOMATE
EXECUTION OF**



ALL THE THINGS





<http://github.com/ladybug-tools/radiance-folder-structure>

<http://github.com/ladybug-tools/honeybee-radiance-folder>

<http://github.com/ladybug-tools/queenbee>

<http://github.com/ladybug-tools/workerbee>



Thank you!

@ladybug_tools

@_pollination